



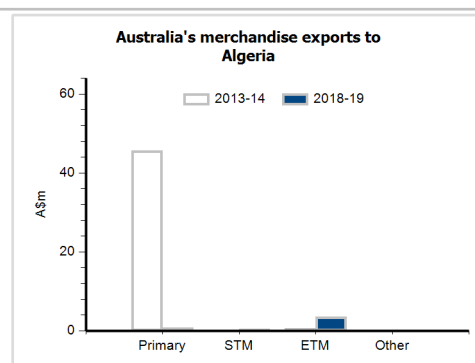
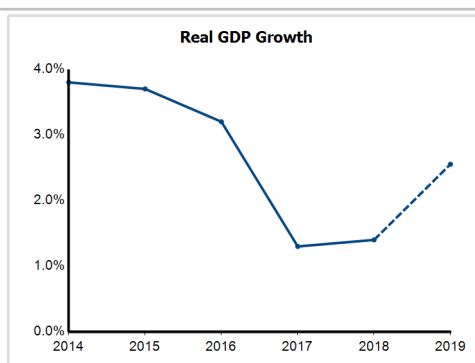
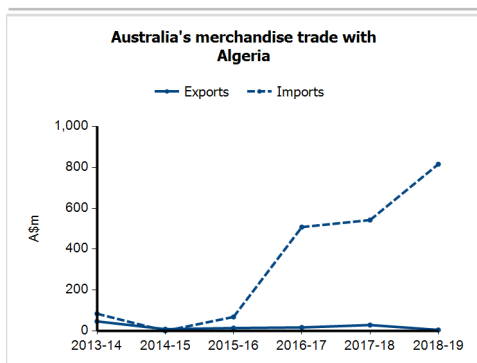
## General information

<b>Capital:</b>	Algiers
<b>Land area:</b>	2,381,740 sq km
<b>Official language(s):</b>	Arabic
<b>Population:</b>	42.6 million (2018)
<b>Currency:</b>	Algerian Dinar

<b>Head of State</b>	President Mr Abdelmadjid Tebboune
<b>Head of Government</b>	Prime Minister Mr Abdelaziz Djerrad

## Economic indicators (a)

	2014	2015	2016	2017	2018	2019
<b>GDP (US\$b) (current prices)</b>	213.8	166.0	160.0	167.4	173.8	172.8
<b>GDP per capita (US\$)</b>	5,466.3	4,153.3	3,918.9	4,012.1	4,080.9	3,980.1
<b>GDP PPP (Int'l \$b)</b>	557.4	584.0	608.9	628.5	652.8	681.4
<b>GDP per capita PPP (Int'l \$)</b>	14,249.8	14,613.7	14,911.8	15,063.6	15,331.7	15,696.4
<b>Real GDP growth (% change yoy)</b>	3.8	3.7	3.2	1.3	1.4	2.6
<b>Current account balance (US\$b)</b>	-9.4	-27.3	-26.5	-22.1	-16.7	-21.7
<b>Current account balance (% GDP)</b>	-4.4	-16.4	-16.5	-13.2	-9.6	-12.6
<b>Inflation (% change yoy)</b>	2.9	4.8	6.4	5.6	4.3	2.0
<b>Unemployment (% labour force)</b>	10.6	11.2	10.5	11.7	11.7	12.5



## Australia's trade and investment relationship with Algeria (b)

Australian merchandise trade with Algeria, 2018-19 (A\$m)		Total share	Rank	Growth (yoy)
Exports to Algeria	5	0.0%	137th	-83.2%
Imports from Algeria	816	0.3%	37th	50.4%
Total merchandise trade (exports + imports)	821	0.1%	46th	43.7%

### Major Australian exports, 2018-19 (A\$m)

Textile & leather machinery & parts	1
Medical electrodiagnostic apparatus	0
Fruit & nuts	0
Animal feed	0

### Major Australian imports, 2018-19 (A\$m)

Crude petroleum	815
Made-up textile articles, nes	0
Furniture, mattresses & cushions	0
Fruit & nuts	0

### Australia's trade in services with Algeria, 2018-19 (A\$m)

		Total share	Rank	Growth (yoy)
Exports of services to Algeria	3	0.0%	142nd	0.0%
Imports of services from Algeria	8	0.0%	121st	100.0%

### Australia's investment relationship with Algeria, 2018 (A\$m)

	Total	FDI
Australia's investment in Algeria	0	0
Algeria's investment in Australia	np	np

## Algeria's global merchandise trade relationships

### Algeria's principal export destinations, 2017

1 Italy	16.0%
2 France	12.6%
3 Spain	11.7%
25 Australia	0.5%

### Algeria's principal import sources, 2017

1 China	18.1%
2 France	9.3%
3 Italy	8.2%
57 Australia	0.1%