



General information

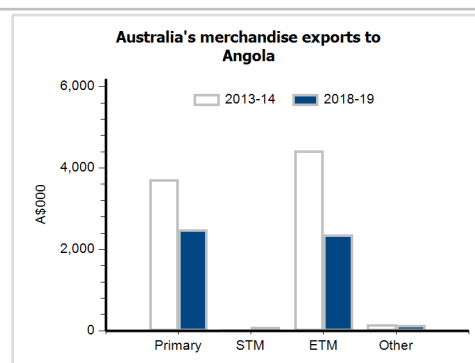
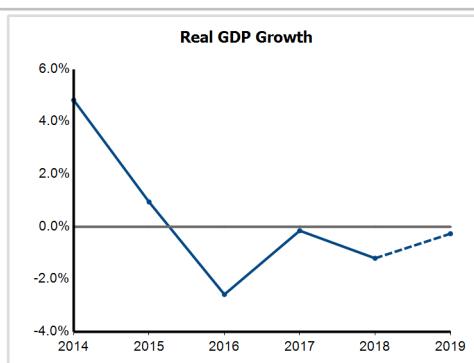
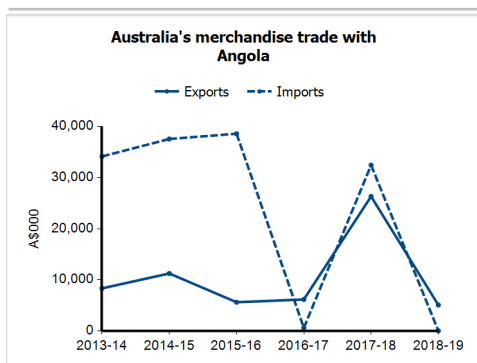
Capital:	Luanda
Land area:	1,246,700 sq km
Official language(s):	Portuguese
Population:	29.3 million (2018)
Currency:	Kwanza

Head of State and Head of Government

President HE Mr João Manuel Lourenço

Economic indicators (a)

	2014	2015	2016	2017	2018	2019
GDP (US\$b) (current prices)	145.7	116.2	101.1	122.1	105.9	91.5
GDP per capita (US\$)	5,625.7	4,354.9	3,676.8	4,303.7	3,620.6	3,038.0
GDP PPP (Int'l \$b)	193.9	197.7	194.6	198.0	200.4	203.4
GDP per capita PPP (Int'l \$)	7,485.5	7,411.6	7,077.1	6,977.9	6,851.3	6,752.4
Real GDP growth (% change yoy)	4.8	0.9	-2.6	-0.2	-1.2	-0.3
Current account balance (US\$b)	-3.7	-10.3	-4.8	-0.6	6.4	0.8
Current account balance (% GDP)	-2.6	-8.8	-4.8	-0.5	6.1	0.9
Inflation (% change yoy)	7.3	9.2	30.7	29.8	19.6	17.2
Unemployment (% labour force)	7.4	7.3	7.3	7.1	7.3	na



Australia's trade and investment relationship with Angola (b)

Australian merchandise trade with Angola, 2018-19 (A\$'000)

		Total share	Rank	Growth (yoy)
Exports to Angola	5,072	0.0%	135th	-80.7%
Imports from Angola	25	0.0%	203rd	-99.9%
Total merchandise trade (exports + imports)	5,097	0.0%	156th	-91.3%

Major Australian exports, 2018-19 (A\$'000)

Beef, f.c.f.	1,950
Pumps for liquids & parts	415
Medical electrodiagnostic apparatus	359
Specialised machinery & parts	266

Major Australian imports, 2018-19 (A\$'000)

Measuring & analysing instruments	13
Civil engineering equipment & parts	5
Power generating machinery & parts	4
Aircraft, spacecraft & parts	2

Australia's trade in services with Angola, 2018-19 (A\$m)

		Total share	Rank	Growth (yoy)
Exports of services to Angola	1	0.0%	163rd	..
Imports of services from Angola	3	0.0%	149th	50.0%

Australia's investment relationship with Angola, 2018 (A\$m)

	Total	FDI
Australia's investment in Angola	98	11
Angola's investment in Australia	np	np

Angola's global merchandise trade relationships

Angola's principal export destinations, 2018

1 China	62.6%
2 India	11.1%
3 Spain	3.6%
26 Australia	0.0%

Angola's principal import sources, 2018

1 Portugal	17.1%
2 China	13.7%
3 Belgium	12.7%
34 Australia	0.3%