



## General information

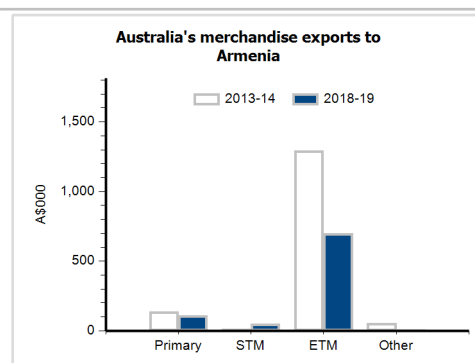
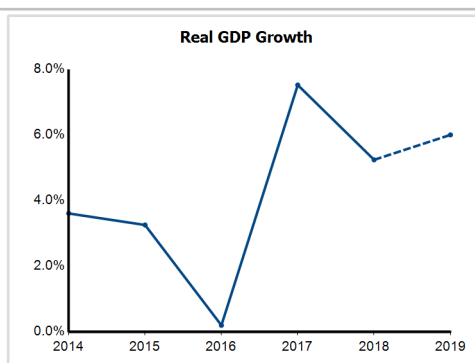
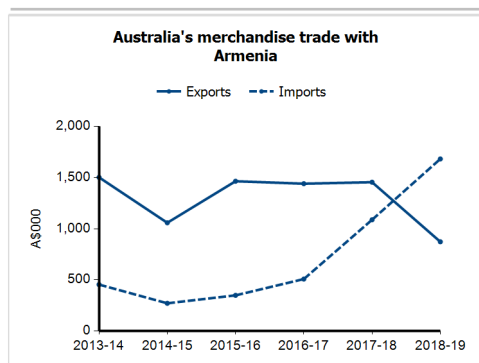
Fact sheets are updated biannually; August and February

<b>Capital:</b>	Yerevan
<b>Land area:</b>	28,470 sq km
<b>Official language(s):</b>	Armenian
<b>Population:</b>	3.0 million (2018)
<b>Currency:</b>	Dram

<b>Head of State</b>
President HE Mr Armen Sarkissian
<b>Head of Government</b>
Prime Minister HE Mr Nikol Pashinyan

## Economic indicators (a)

	2014	2015	2016	2017	2018	2019
<b>GDP (US\$b) (current prices)</b>	11.6	10.6	10.5	11.5	12.4	13.4
<b>GDP per capita (US\$)</b>	3,889.0	3,529.0	3,524.0	3,868.9	4,187.6	4,527.6
<b>GDP PPP (Int'l \$b)</b>	24.5	25.5	25.8	28.3	30.5	32.9
<b>GDP per capita PPP (Int'l \$)</b>	8,192.2	8,531.9	8,630.8	9,496.3	10,273.4	11,083.1
<b>Real GDP growth (% change yoy)</b>	3.6	3.3	0.2	7.5	5.2	6.0
<b>Current account balance (US\$b)</b>	-0.9	-0.3	-0.2	-0.3	-1.2	-1.0
<b>Current account balance (% GDP)</b>	-7.6	-2.6	-2.3	-2.4	-9.4	-7.4
<b>Inflation (% change yoy)</b>	3.0	3.7	-1.4	1.0	2.5	1.7
<b>Unemployment (% labour force)</b>	17.6	18.5	20.3	18.7	18.2	17.7



## Australia's trade and investment relationship with Armenia (b)

Australian merchandise trade with Armenia, 2018-19 (A\$000)	Total share	Rank	Growth (yoy)	
Exports to Armenia	872	0.0%	183rd	-40.1%
Imports from Armenia	1,683	0.0%	148th	54.7%
Total merchandise trade (exports + imports)	2,555	0.0%	173rd	0.5%

## Major Australian exports, 2018-19 (A\$000)

Specialised machinery & parts	146
Electrical machinery & parts, nes	138
Butter	112
Pumps for liquids & parts	98

## Major Australian imports, 2018-19 (A\$000)

Women's clothing (excl knitted)	1,044
Men's clothing (excl knitted)	390
Medical electrodiagnostic apparatus	92
Clothing accessories, nes	28

## Australia's trade in services with Armenia, 2018-19 (A\$m)

	Total share	Rank	Growth (yoy)	
Exports of services to Armenia	2	0.0%	150th	100.0%
Imports of services from Armenia	6	0.0%	132nd	50.0%

## Australia's investment relationship with Armenia, 2018 (A\$m)

	Total	FDI
Australia's investment in Armenia	np	0
Armenia's investment in Australia	np	0

## Armenia's global merchandise trade relationships

## Armenia's principal export destinations, 2018

1 Russian Federation	26.9%
2 Switzerland	14.1%
3 Bulgaria	9.0%
71 Australia	0.0%

## Armenia's principal import sources, 2018

1 Russian Federation	26.2%
2 China	13.8%
3 Iran	5.6%
63 Australia	0.1%