



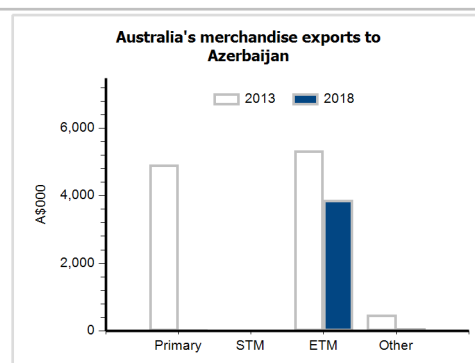
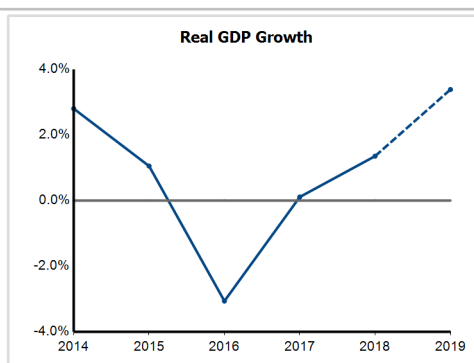
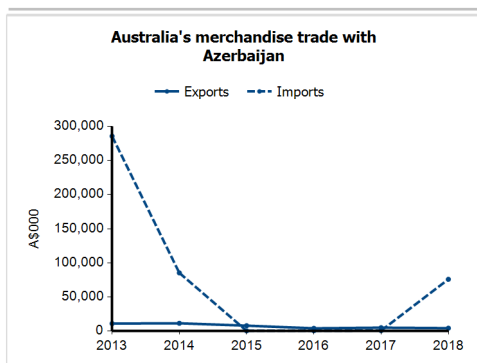
General information

Capital:	Baku
Land area:	82,658 sq km
Official language(s):	Azerbaijani
Population:	9.9 million (2018)
Currency:	Manat

Head of State
President HE Mr Ilham Aliyev
Head of Government
Prime Minister HE Mr Ali Asadov

Economic indicators (a)

	2014	2015	2016	2017	2018	2019
GDP (US\$b) (current prices)	75.2	50.8	37.8	41.3	45.4	45.2
GDP per capita (US\$)	7,939.2	5,300.1	3,897.7	4,200.3	4,569.2	4,498.2
GDP PPP (Int'l \$b)	169.8	173.4	170.0	173.4	179.7	189.1
GDP per capita PPP (Int'l \$)	17,918.0	18,078.6	17,510.7	17,650.9	18,075.9	18,793.8
Real GDP growth (% change yoy)	2.8	1.1	-3.1	0.1	1.4	3.4
Current account balance (US\$b)	10.4	-0.2	-1.4	1.7	5.7	5.3
Current account balance (% GDP)	13.9	-0.4	-3.6	4.1	12.6	11.7
Inflation (% change yoy)	1.4	4.0	12.4	12.8	2.3	2.5
Unemployment (% labour force)	4.9	5.0	5.0	5.0	5.0	5.0



Australia's trade and investment relationship with Azerbaijan (b)

Australian merchandise trade with Azerbaijan, 2018 (A\$000)

		Total share	Rank	Growth (yoy)
Exports to Azerbaijan	3,997	0.0%	140th	-14.6%
Imports from Azerbaijan	75,766	0.0%	70th	..
Total merchandise trade (exports + imports)	79,763	0.0%	92nd	..

Major Australian exports, 2018 (A\$000)

Pumps (excl liquid pumps) & parts	2,284
Measuring & analysing instruments	341
Civil engineering equipment & parts	316
Pumps for liquids & parts	200

Major Australian imports, 2018 (A\$000)

Crude petroleum	74,535
Refined petroleum	1,007
Fruit juices	127
Civil engineering equipment & parts	42

Australia's trade in services with Azerbaijan, 2018 (A\$m)

		Total share	Rank	Growth (yoy)
Exports of services to Azerbaijan	4	0.0%	131st	-20.0%
Imports of services from Azerbaijan	2	0.0%	161st	0.0%

Australia's investment relationship with Azerbaijan, 2018 (A\$m)

		Total	FDI
Australia's investment in Azerbaijan		np	0
Azerbaijan's investment in Australia		0	0

Azerbaijan's global merchandise trade relationships

Azerbaijan's principal export destinations, 2018

1 Italy	30.2%
2 Turkey	9.4%
3 Israel	6.7%
70 Australia	0.0%

Azerbaijan's principal import sources, 2018

1 Russian Federation	16.4%
2 Turkey	13.8%
3 China	10.4%
65 Australia	0.0%