



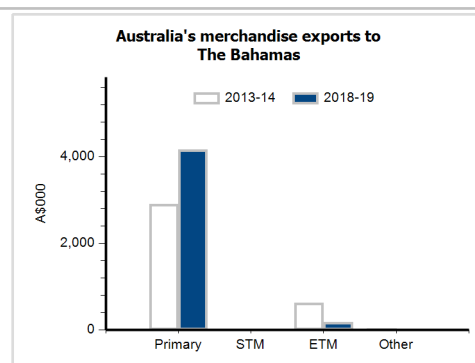
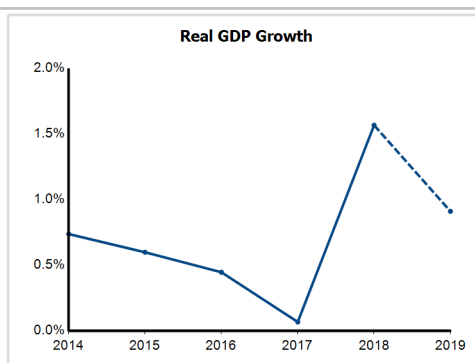
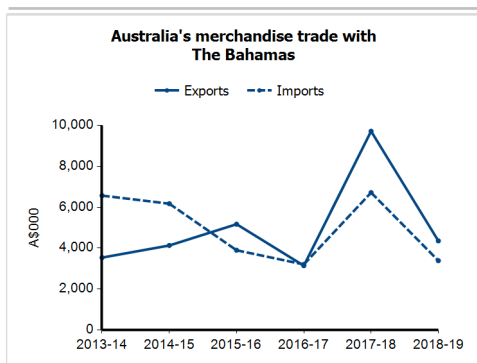
General information

Capital:	Nassau
Land area:	10,010 sq km
Official language(s):	English
Population:	377,000 (2018)
Currency:	Bahamian dollar

Head of State
HM Queen Elizabeth II, represented by the Governor-General HE Cornelius A Smith
Head of Government
Prime Minister The Right Hon Dr Hubert Minnis

Economic indicators (a)

	2014	2015	2016	2017	2018	2019
GDP (US\$b) (current prices)	10.9	11.8	11.9	12.2	12.4	12.7
GDP per capita (US\$)	30,299.7	32,269.0	32,418.0	32,629.2	32,996.8	33,261.3
GDP PPP (Int'l \$b)	11.3	11.5	11.6	11.9	12.4	12.7
GDP per capita PPP (Int'l \$)	31,354.4	31,518.1	31,633.3	31,894.4	32,816.6	33,333.2
Real GDP growth (% change yoy)	0.7	0.6	0.4	0.1	1.6	0.9
Current account balance (US\$b)	-1.9	-1.4	-0.7	-1.5	-1.5	-0.9
Current account balance (% GDP)	-17.4	-12.0	-6.0	-12.4	-12.1	-7.4
Inflation (% change yoy)	1.2	1.9	-0.3	1.6	2.2	1.8
Unemployment (% labour force)	14.6	13.4	12.2	10.1	10.4	13.5



Australia's trade and investment relationship with The Bahamas (b)

Australian merchandise trade with The Bahamas, 2018-19 (A\$000)	Total share	Rank	Growth (yoy)
Exports to The Bahamas	0.0%	139th	-55.2%
Imports from The Bahamas	0.0%	129th	-49.6%
Total merchandise trade (exports + imports)	0.0%	148th	-52.9%

Major Australian exports, 2018-19 (A\$000)

Meat (excl beef), f.c.f.	3,900
Alcoholic beverages	261
Specialised machinery & parts	51
Prefabricated buildings	34

Major Australian imports, 2018-19 (A\$000)

Crustaceans, f.c.f.	3,351
Artwork & antiques	10
Women's clothing (excl knitted)	9
Perfumery & cosmetics (excl soap)	8

Australia's trade in services with The Bahamas, 2018-19 (A\$m)

	Total share	Rank	Growth (yoy)
Exports of services to The Bahamas	0.0%	97th	5.9%
Imports of services from The Bahamas	0.0%	129th	40.0%

Australia's investment relationship with The Bahamas, 2018 (A\$m)

	Total	FDI
Australia's investment in The Bahamas	636	np
The Bahamas' investment in Australia	np	np

The Bahamas' global merchandise trade relationships

The Bahamas' principal export destinations, 2018

1 Namibia	51.5%
2 United States	35.3%
3 Panama	4.9%
15 Australia	0.1%

The Bahamas' principal import sources, 2018

1 United States	82.5%
2 China	2.0%
3 Ecuador	1.5%
48 Australia	0.0%