



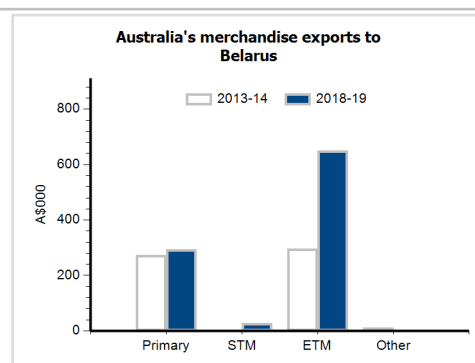
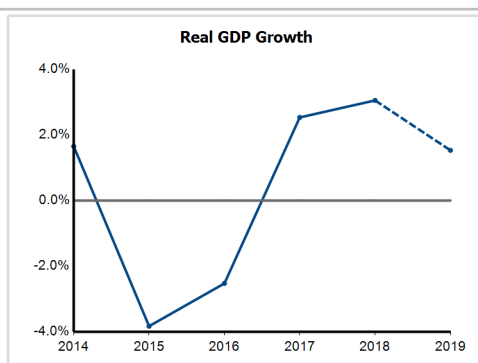
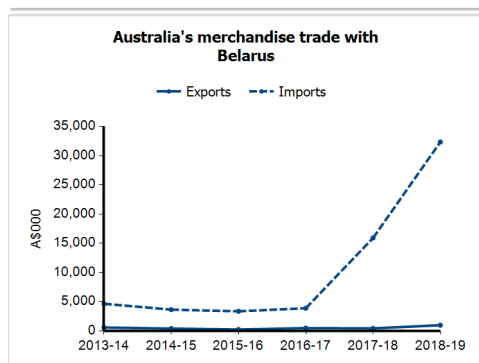
General information

Capital:	Minsk
Land area:	202,910 sq km
Official language(s):	Belarusian, Russian
Population:	9.5 million (2018)
Currency:	Rubel

Head of State	President HE Mr Aleksandr Grigorievich Lukashenko
Head of Government	Prime Minister HE Mr Roman Golovchenko

Economic indicators (a)

	2014	2015	2016	2017	2018	2019
GDP (US\$b) (current prices)	78.7	56.3	47.7	54.7	59.6	62.6
GDP per capita (US\$)	8,316.0	5,941.2	5,022.5	5,757.3	6,283.5	6,603.9
GDP PPP (Int'l \$b)	179.4	174.3	171.6	179.3	189.3	195.6
GDP per capita PPP (Int'l \$)	18,944.2	18,383.1	18,071.8	18,864.5	19,940.7	20,643.7
Real GDP growth (% change yoy)	1.7	-3.8	-2.5	2.5	3.1	1.5
Current account balance (US\$b)	-5.2	-1.8	-1.6	-0.9	-0.3	-0.5
Current account balance (% GDP)	-6.6	-3.3	-3.4	-1.7	-0.4	-0.9
Inflation (% change yoy)	18.1	13.5	11.8	6.0	4.9	5.4
Unemployment (% labour force)	0.5	0.9	1.0	0.8	0.4	0.5



Australia's trade and investment relationship with Belarus (b)

Australian merchandise trade with Belarus, 2018-19 (A\$000)

		Total share	Rank	Growth (yoy)
Exports to Belarus	975	0.0%	182nd	126.5%
Imports from Belarus	32,347	0.0%	87th	103.2%
Total merchandise trade (exports + imports)	33,322	0.0%	117th	103.8%

Major Australian exports, 2018-19 (A\$000)

Fruit & nuts	233
Optical goods, nes	194
Electrical circuits equipment	191
Telecom equipment & parts	86

Major Australian imports, 2018-19 (A\$000)

Fertilisers (excl crude)	28,810
Medical instruments (incl veterinary)	1,042
Furniture, mattresses & cushions	414
Other textile fabrics, woven	388

Australia's trade in services with Belarus, 2018-19 (A\$m)

		Total share	Rank	Growth (yoy)
Exports of services to Belarus	4	0.0%	133rd	0.0%
Imports of services from Belarus	3	0.0%	149th	200.0%

Australia's investment relationship with Belarus, 2018 (A\$m)

	Total	FDI
Australia's investment in Belarus	np	0
Belarus' investment in Australia	np	0

Belarus' global merchandise trade relationships

Belarus' principal export destinations, 2018

1 Russian Federation	38.5%
2 Ukraine	12.1%
3 United Kingdom	9.2%
48 Australia	0.1%

Belarus' principal import sources, 2018

1 Russian Federation	58.6%
2 China	7.9%
3 Germany	4.7%
77 Australia	0.0%