



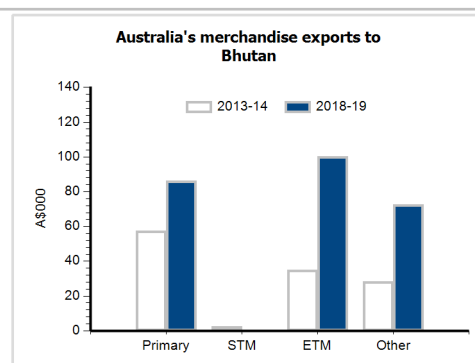
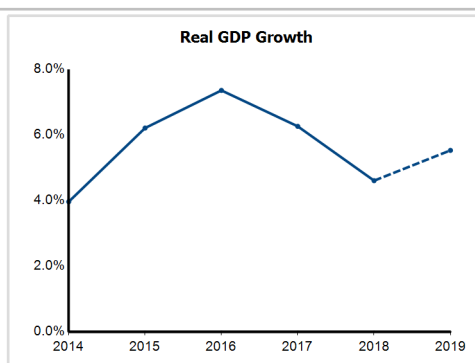
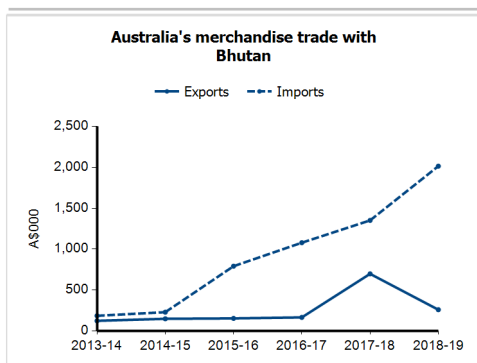
General information

Capital:	Thimphu
Land area:	38,117 sq km
Official language(s):	Dzongkha
Population:	817,000 (2018)
Currency:	Ngultrum

Head of State	HM King Jigme Khesar Namgyel Wangchuck
Head of Government	Prime Minister Dr Lotay Tshering

Economic indicators (a)

	2014	2015	2016	2017	2018	2019
GDP (US\$b) (current prices)	1.8	2.0	2.1	2.4	2.6	2.8
GDP per capita (US\$)	2,387.8	2,604.8	2,680.5	2,937.5	3,160.1	3,423.1
GDP PPP (Int'l \$b)	5.7	6.1	6.6	7.1	7.6	8.2
GDP per capita PPP (Int'l \$)	7,378.3	7,791.9	8,317.1	8,860.9	9,343.6	9,876.2
Real GDP growth (% change yoy)	4.0	6.2	7.4	6.3	4.6	5.5
Current account balance (US\$b)	-0.5	-0.6	-0.7	-0.5	-0.5	-0.4
Current account balance (% GDP)	-26.8	-27.2	-30.8	-23.0	-18.4	-12.5
Inflation (% change yoy)	9.5	7.6	7.6	5.5	3.5	3.6
Unemployment (% labour force)	3.2	3.2	3.2	3.2	3.2	3.2



Australia's trade and investment relationship with Bhutan (b)

Australian merchandise trade with Bhutan, 2018-19 (A\$000)

Exports to Bhutan	259
Imports from Bhutan	2,015
Total merchandise trade (exports + imports)	2,275

	Total share	Rank	Growth (yoy)
Exports to Bhutan	0.0%	200th	-62.8%
Imports from Bhutan	0.0%	142nd	49.1%
Total merchandise trade (exports + imports)	0.0%	177th	11.0%

Major Australian exports, 2018-19 (A\$000)

Live animals (excl seafood)	86
Pumps (excl liquid pumps) & parts	37
Telecom equipment & parts	21
Medicaments (incl veterinary)	15

Major Australian imports, 2018-19 (A\$000)

Vehicle parts & accessories	1,785
Other textile clothing	166
Pumps (excl liquid pumps) & parts	39
Textile clothing accessories	7

*Includes \$73,000 of special transactions, 28% of total exports.

Australia's trade in services with Bhutan, 2018-19 (A\$m)

Exports of services to Bhutan	141
Imports of services from Bhutan	8

	Total share	Rank	Growth (yoy)
Exports of services to Bhutan	0.1%	53rd	53.3%
Imports of services from Bhutan	0.0%	121st	0.0%

Australia's investment relationship with Bhutan, 2018 (A\$m)

Australia's investment in Bhutan	0
Bhutan's investment in Australia	np

	Total	FDI
Australia's investment in Bhutan	0	0
Bhutan's investment in Australia	np	0

Bhutan's global merchandise trade relationships

Bhutan's principal export destinations, 2018

1 India	90.7%
2 Nepal	2.8%
3 The Netherlands	2.6%
27 Australia	0.0%

Bhutan's principal import sources, 2018

1 India	81.7%
2 United States	5.8%
3 Singapore	1.9%
28 Australia	0.0%