

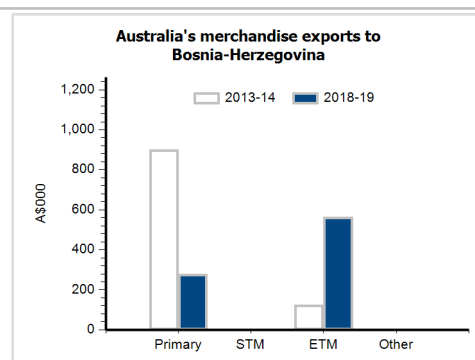
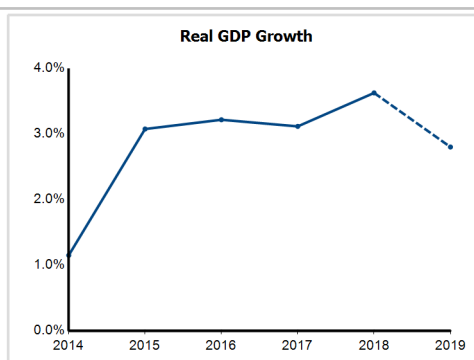
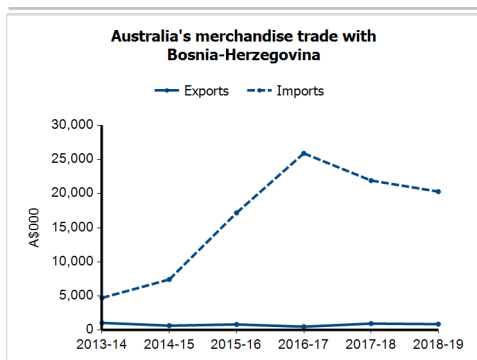
**General information**

Capital:	Sarajevo
Land area:	51,000 sq km
Official language(s):	Bosnian, Serbian, Croatian
Population:	3.5 million (2018)
Currency:	Convertible marka

Head of State	HE Mr Šefik Džaferović (current Chairman), HE Mr Milorad Dodik and HE Mr Željko Komšić (8 month rotating presidency)
Head of Government	Chairman of the Council of Ministers HE Mr Zoran Tegeltija

Economic indicators (a)

	2014	2015	2016	2017	2018	2019
GDP (US\$b) (current prices)	18.5	16.2	16.9	18.1	20.2	20.1
GDP per capita (US\$)	5,194.0	4,584.3	4,808.3	5,155.6	5,754.7	5,741.8
GDP PPP (Int'l \$b)	39.3	40.9	42.7	44.8	47.6	49.8
GDP per capita PPP (Int'l \$)	11,018.7	11,573.2	12,134.7	12,783.9	13,583.2	14,219.7
Real GDP growth (% change yoy)	1.2	3.1	3.2	3.1	3.6	2.8
Current account balance (US\$b)	-1.4	-0.9	-0.8	-0.9	-0.8	-1.0
Current account balance (% GDP)	-7.4	-5.3	-4.7	-4.7	-4.1	-4.8
Inflation (% change yoy)	-0.9	-1.0	-1.6	0.8	1.4	1.1
Unemployment (% labour force)	27.5	27.7	25.4	20.5	18.4	18.0

**Australia's trade and investment relationship with Bosnia-Herzegovina (b)**

Australian merchandise trade with Bosnia-Herzegovina, 2018-19 (A\$'000)	Total share	Rank	Growth (yoy)
Exports to Bosnia-Herzegovina	0.0%	185th	-8.6%
Imports from Bosnia-Herzegovina	0.0%	101st	-7.4%
Total merchandise trade (exports + imports)	0.0%	128th	-7.5%

Major Australian exports, 2018-19 (A\$'000)

Taps, cocks & valves	378
Meat (excl beef), f.c.f.	244
Telecom equipment & parts	77
Coated flat-rolled iron & steel	73

Major Australian imports, 2018-19 (A\$'000)

Medical instruments (incl veterinary)	8,938
Women's clothing (excl knitted)	2,567
Footwear	1,711
Explosives & pyrotechnics	1,275

Australia's trade in services with Bosnia-Herzegovina, 2018-19 (A\$m)

	Total share	Rank	Growth (yoy)
Exports of services to Bosnia-Herzegovina	0.0%	127th	0.0%
Imports of services from Bosnia-Herzegovina	0.0%	102nd	5.3%

Australia's investment relationship with Bosnia-Herzegovina, 2018 (A\$m)

	Total	FDI
Australia's investment in Bosnia-Herzegovina	np	0
Bosnia-Herzegovina's investment in Australia	np	0

Bosnia-Herzegovina's global merchandise trade relationships**Bosnia-Herzegovina's principal export destinations, 2018**

1 Germany	14.6%
2 Croatia	12.3%
3 Serbia	11.6%
48 Australia	0.0%

Bosnia-Herzegovina's principal import sources, 2018

1 Germany	11.9%
2 Italy	11.3%
3 Serbia	10.8%
82 Australia	0.0%