



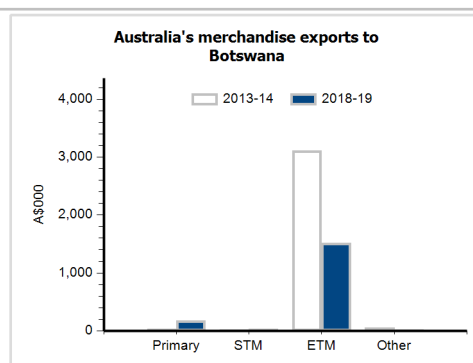
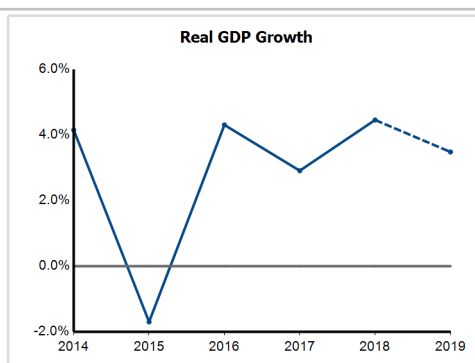
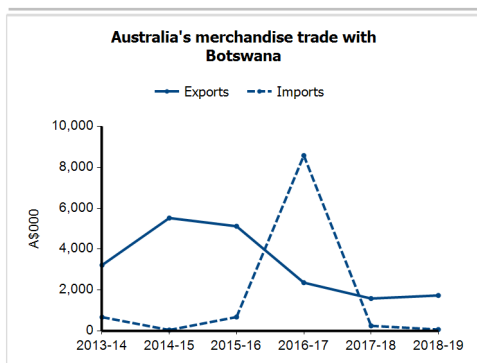
## General information

<b>Capital:</b>	Gaborone
<b>Land area:</b>	566,730 sq km
<b>Official language(s):</b>	English
<b>Population:</b>	2.3 million (2018)
<b>Currency:</b>	Pula

**Head of State and Head of Government**  
President Honourable Mokgweetsi EK Masisi

## Economic indicators (a)

	2014	2015	2016	2017	2018	2019
<b>GDP (US\$b) (current prices)</b>	16.3	14.4	15.7	17.4	18.6	18.7
<b>GDP per capita (US\$)</b>	7,497.7	6,538.6	6,958.3	7,584.1	7,973.1	7,859.2
<b>GDP PPP (Int'l \$b)</b>	35.7	35.4	37.4	39.2	41.9	44.1
<b>GDP per capita PPP (Int'l \$)</b>	16,455.2	16,043.7	16,598.9	17,085.6	17,947.7	18,558.4
<b>Real GDP growth (% change yoy)</b>	4.1	-1.7	4.3	2.9	4.5	3.5
<b>Current account balance (US\$b)</b>	2.5	1.1	1.2	0.9	0.3	-0.6
<b>Current account balance (% GDP)</b>	15.4	7.8	7.8	5.3	1.9	-3.0
<b>Inflation (% change yoy)</b>	4.4	3.1	2.8	3.3	3.2	3.0
<b>Unemployment (% labour force)</b>	18.2	18.0	17.9	17.6	17.9	na



## Australia's trade and investment relationship with Botswana (b)

### Australian merchandise trade with Botswana, 2018-19 (A\$000)

		<b>Total share</b>	<b>Rank</b>	<b>Growth (yoy)</b>
Exports to Botswana	1,735	0.0%	165th	9.6%
Imports from Botswana	66	0.0%	194th	-73.3%
<b>Total merchandise trade (exports + imports)</b>	<b>1,801</b>	<b>0.0%</b>	<b>183rd</b>	<b>-1.6%</b>

### Major Australian exports, 2018-19 (A\$000)

Aircraft, spacecraft & parts	447
Civil engineering equipment & parts	255
Animal feed	178
Measuring & analysing instruments	175

### Major Australian imports, 2018-19 (A\$000)

Pearls & gems	62
Civil engineering equipment & parts	3

### Australia's trade in services with Botswana, 2018-19 (A\$m)

		<b>Total share</b>	<b>Rank</b>	<b>Growth (yoy)</b>
Exports of services to Botswana	15	0.0%	105th	25.0%
Imports of services from Botswana	36	0.0%	85th	71.4%

### Australia's investment relationship with Botswana, 2018 (A\$m)

	<b>Total</b>	<b>FDI</b>
Australia's investment in Botswana	np	np
Botswana's investment in Australia	np	np

## Botswana's global merchandise trade relationships

### Botswana's principal export destinations, 2018

1 Belgium	20.8%
2 India	20.0%
3 United Arab Emirates	14.5%
31 Australia	0.0%

### Botswana's principal import sources, 2018

1 South Africa	62.7%
2 Canada	8.6%
3 Namibia	8.4%
27 Australia	0.1%