



General information

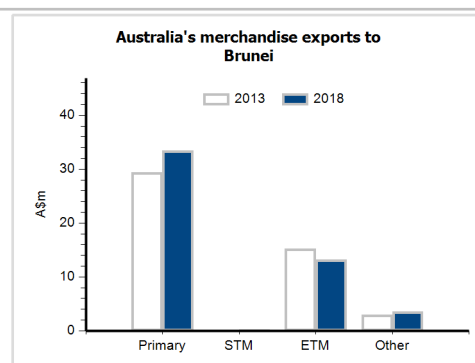
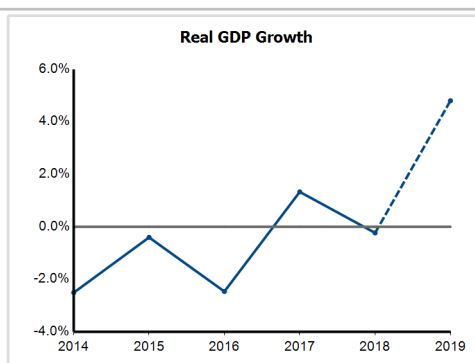
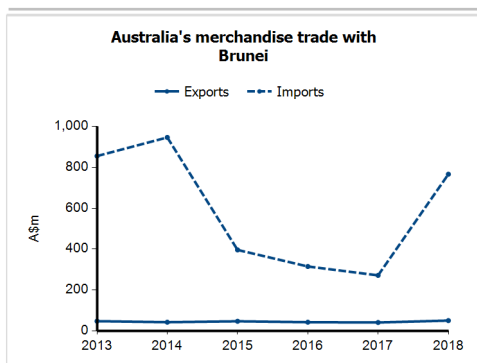
Capital:	Bandar Seri Begawan
Land area:	5,270 sq km
Official language(s):	Malay
Population:	434,000 (2018)
Currency:	Brunei dollar

Head of State and Head of Government

His Majesty Sultan Haji Hassanal Bolkiah Mu'izzaddin Waddaulah Ibni Al-Marhum Sultan Haji Omar 'Ali Saifuddien Sa'adul Khairi Waddien

Economic indicators (a)

	2014	2015	2016	2017	2018	2019
GDP (US\$b) (current prices)	17.1	12.9	11.4	12.1	14.1	13.3
GDP per capita (US\$)	41,947.2	31,355.7	27,318.1	28,278.4	32,413.9	30,290.1
GDP PPP (Int'l \$b)	33.0	33.3	32.8	33.9	34.6	36.9
GDP per capita PPP (Int'l \$)	81,080.2	80,665.3	78,611.0	78,970.8	79,529.9	83,777.0
Real GDP growth (% change yoy)	-2.5	-0.4	-2.5	1.3	-0.2	4.8
Current account balance (US\$b)	5.5	2.2	1.5	2.0	1.6	2.3
Current account balance (% GDP)	31.9	16.7	12.9	16.7	11.0	17.1
Inflation (% change yoy)	-0.2	-0.4	-0.7	-0.2	0.1	0.3
Unemployment (% labour force)	6.9	7.7	8.5	9.3	9.3	9.3



Australia's trade and investment relationship with Brunei (b)

Australian merchandise trade with Brunei, 2018 (A\$m)

		Total share	Rank	Growth (yoy)
Exports to Brunei	50	0.0%	77th	22.5%
Imports from Brunei	767	0.2%	37th	182.1%
Total merchandise trade (exports + imports)	817	0.1%	44th	161.1%

Major Australian exports, 2018 (A\$m)

Meat (excl beef), f.c.f.	9
Live animals (excl seafood)	7
Pumps (excl liquid pumps) & parts	5
Beef, f.c.f.	5

Major Australian imports, 2018 (A\$m)

Crude petroleum	756
Gold coin & legal tender coin	6
Crustaceans, f.c.f.	4

Australia's trade in services with Brunei, 2018 (A\$m)

		Total share	Rank	Growth (yoy)
Exports of services to Brunei	62	0.1%	68th	1.6%
Imports of services from Brunei	54	0.1%	77th	3.8%

Major Australian services exports, 2018 (A\$m)

Education-related travel	23
Transport	17

Major Australian services imports, 2018 (A\$m)

Transport	36
Personal travel excluding education	13

Australia's investment relationship with Brunei, 2018 (A\$m)

	Total	FDI
Australia's investment in Brunei	77	np
Brunei's investment in Australia	114	0

Brunei's global merchandise trade relationships

Brunei's principal export destinations, 2018

1 Japan	34.7%
2 Thailand	10.5%
3 Republic of Korea	9.4%
4 Australia	8.8%

Brunei's principal import sources, 2018

1 China	39.4%
2 Singapore	13.8%
3 Malaysia	13.2%
13 Australia	1.1%