

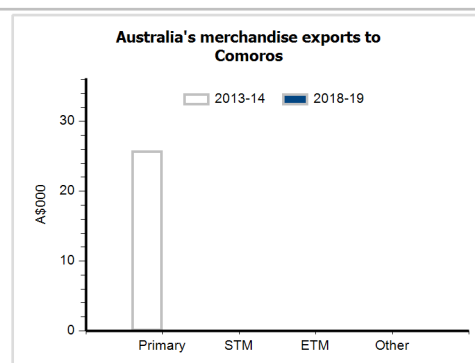
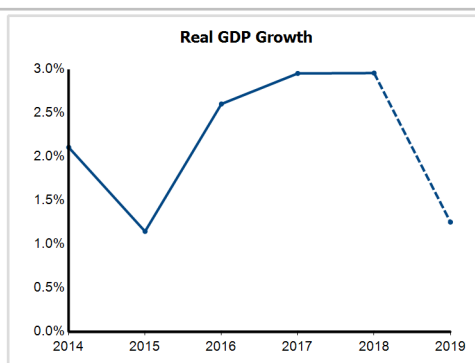
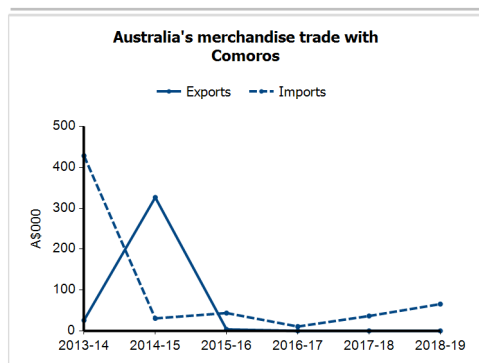


General information

Capital:	Moroni	Head of State	
Land area:	1,861 sq km	President HE Mr Azali Assoumani	
Official language(s):	French, Arabic		
Population:	851,000 (2018)		
Currency:	Comorian franc		

Economic indicators (a)

	2014	2015	2016	2017	2018	2019
GDP (US\$b) (current prices)	1.2	1.0	1.0	1.1	1.2	1.2
GDP per capita (US\$)	1,505.2	1,259.8	1,274.4	1,304.8	1,391.4	1,349.8
GDP PPP (Int'l \$b)	2.0	2.1	2.1	2.3	2.4	2.4
GDP per capita PPP (Int'l \$)	2,650.4	2,636.9	2,661.0	2,717.0	2,789.5	2,799.0
Real GDP growth (% change yoy)	2.1	1.1	2.6	3.0	3.0	1.3
Current account balance (US\$m)	-44.0	-3.0	-44.0	-23.0	-45.0	-94.0
Current account balance (% GDP)	-3.8	-0.3	-4.3	-2.2	-3.8	-8.0
Inflation (% change yoy)	0.0	0.9	0.8	0.1	1.7	3.2
Unemployment (% labour force)	4.1	4.0	3.9	3.7	3.7	na



Australia's trade and investment relationship with Comoros (b)

Australian merchandise trade with Comoros, 2018-19 (A\$000)	Total share	Rank	Growth (yoy)
Exports to Comoros	0	0.0%	..
Imports from Comoros	66	0.0%	195th
Total merchandise trade (exports + imports)	66	0.0%	214th

Major Australian exports, 2018-19 (A\$000)

No exports recorded.

Major Australian imports, 2018-19 (A\$000)

Telecom equipment & parts	31
Footwear	17
Women's clothing (excl knitted)	14
Spices	2

Australia's trade in services with Comoros, 2018-19 (A\$m)

	Total share	Rank	Growth (yoy)
Exports of services to Comoros	0	0.0%	..
Imports of services from Comoros	0	0.0%	..

Australia's investment relationship with Comoros, 2018 (A\$m)

	Total	FDI
Australia's investment in Comoros	0	0
Comoros' investment in Australia	0	0

Comoros' global merchandise trade relationships

Comoros' principal export destinations, 2018

1 France	48.1%
2 India	13.8%
3 Germany	5.7%
24 Australia	0.3%

Comoros' principal import sources, 2018

1 United Arab Emirates	25.0%
2 France	17.8%
3 China	14.0%
.. Australia	na