



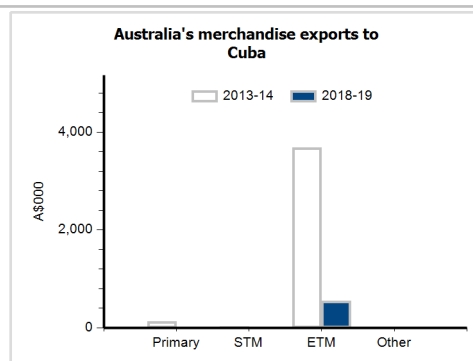
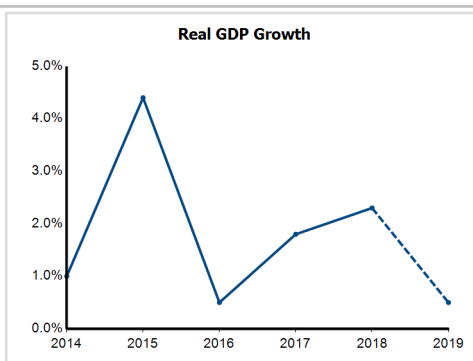
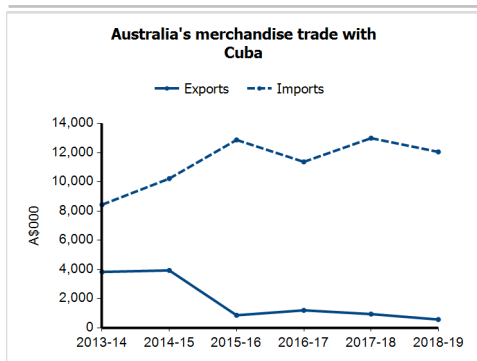
General information

Capital:	Havana
Land area:	106,440 sq km
Official language(s):	Spanish
Population:	11.4 million (2018)
Currency:	Cuban Peso

Head of State	President of the Councils of State and Ministers of the Republic of Cuba HE Mr Miguel Mario Díaz-Canel Bermúdez
Head of Government	Prime Minister HE Mr Manuel Marrero Cruz

Economic indicators (a)

	2014	2015	2016	2017	2018	2019
GDP (US\$b) (current prices)	80.7	87.1	91.4	96.9	100.0	106.2
GDP per capita (US\$)	7,075.1	7,576.8	7,945.2	8,421.8	8,773.9	9,402.4
GDP PPP (Int'l \$b)	133.9	141.3	143.5	148.8	155.9	160.2
GDP per capita PPP (Int'l \$)	11,710.0	12,470.0	12,660.0	13,120.0	13,750.0	14,140.0
Real GDP growth (% change yoy)	1.0	4.4	0.5	1.8	2.3	0.5
Current account balance (US\$b)	3.1	1.4	1.8	2.8	2.5	1.5
Current account balance (% GDP)	3.9	1.6	2.0	2.9	2.5	1.4
Inflation (% change yoy)	5.3	4.2	4.7	7.3	5.3	5.7
Unemployment (% labour force)	2.7	2.4	2.4	2.6	2.8	3.1



Australia's trade and investment relationship with Cuba (b)

Australian merchandise trade with Cuba, 2018-19 (A\$000)	Total share	Rank	Growth (yoy)
Exports to Cuba	0.0%	190th	-39.3%
Imports from Cuba	0.0%	113th	-7.2%
Total merchandise trade (exports + imports)	0.0%	139th	-9.4%

Major Australian exports, 2018-19 (A\$000)

Rubber tyres, treads & tubes	185
Rubber articles, nes	163
Electrical machinery & parts, nes	136
Heating & cooling equipment & parts	34

Major Australian imports, 2018-19 (A\$000)

Tobacco, manufactured	5,691
Edible products & preparations, nes	3,523
Alcoholic beverages	1,195
Crustaceans, f.c.f.	1,103

Australia's trade in services with Cuba, 2018-19 (A\$m)

	Total share	Rank	Growth (yoy)
Exports of services to Cuba	0.0%	150th	0.0%
Imports of services from Cuba	0.0%	90th	-5.7%

Australia's investment relationship with Cuba, 2018 (A\$m)

	Total	FDI
Australia's investment in Cuba	np	0
Cuba's investment in Australia	0	0

Cuba's global merchandise trade relationships

Cuba's principal export destinations, 2018

1 Venezuela	17.4%
2 Russian Federation	13.4%
3 Spain	11.5%
35 Australia	0.3%

Cuba's principal import sources, 2018

1 China	17.2%
2 Spain	15.6%
3 Russian Federation	6.2%
77 Australia	0.0%