



## General information

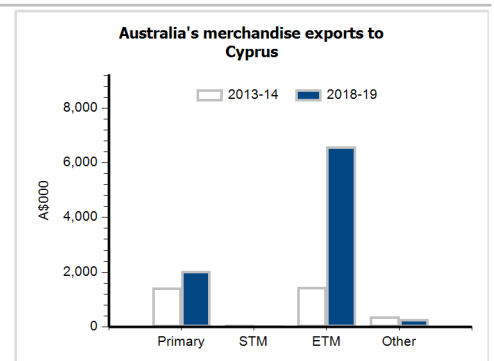
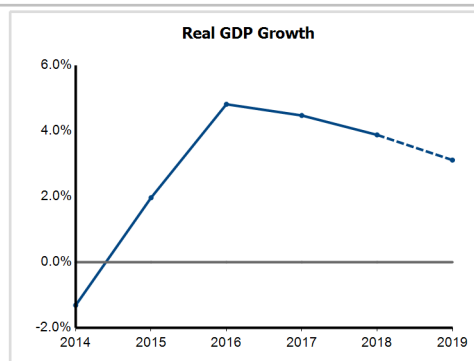
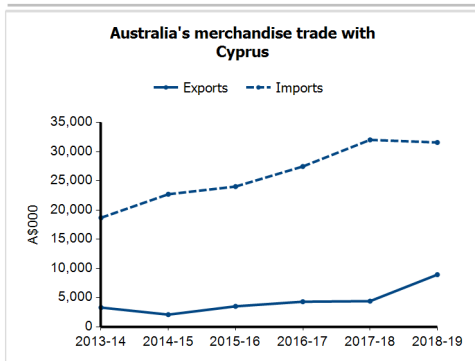
<b>Capital:</b>	Nicosia
<b>Land area:</b>	9,240 sq km
<b>Official language(s):</b>	Greek, Turkish
<b>Population:</b>	864,000 (2018)
<b>Currency:</b>	Euro

## Head of State and Head of Government

President HE Mr Nicos Anastasiades

## Economic indicators (a)

	2014	2015	2016	2017	2018	2019
<b>GDP (US\$b) (current prices)</b>	23.4	19.7	20.5	22.2	24.5	24.3
<b>GDP per capita (US\$)</b>	27,273.7	23,248.2	24,119.7	25,957.8	28,341.0	27,719.7
<b>GDP PPP (Int'l \$b)</b>	28.0	28.8	30.5	32.5	34.6	36.3
<b>GDP per capita PPP (Int'l \$)</b>	32,597.0	34,018.6	35,968.9	37,993.7	39,987.2	41,406.9
<b>Real GDP growth (% change yoy)</b>	-1.3	2.0	4.8	4.5	3.9	3.1
<b>Current account balance (US\$b)</b>	-1.0	-0.3	-1.0	-1.9	-1.7	-1.9
<b>Current account balance (% GDP)</b>	-4.3	-1.5	-5.1	-8.4	-7.0	-7.8
<b>Inflation (% change yoy)</b>	-0.3	-1.5	-1.2	0.7	0.8	0.7
<b>Unemployment (% labour force)</b>	16.1	14.9	13.0	11.1	8.4	7.0



## Australia's trade and investment relationship with Cyprus (b)

### Australian merchandise trade with Cyprus, 2018-19 (A\$'000)

		<b>Total share</b>	<b>Rank</b>	<b>Growth (yoy)</b>
Exports to Cyprus	8,947	0.0%	121st	102.9%
Imports from Cyprus	31,586	0.0%	88th	-1.4%
Total merchandise trade (exports + imports)	40,532	0.0%	112th	11.2%

### Major Australian exports, 2018-19 (A\$'000)

Coated flat-rolled iron & steel	1,624
Aircraft, spacecraft & parts	1,251
Alcoholic beverages	1,243
Misc manufactured articles, nes	865

### Major Australian imports, 2018-19 (A\$'000)

Cheese & curd	20,424
Medicaments (incl veterinary)	3,910
Tobacco, manufactured	1,326
Household equip of base metal, nes	500

### Australia's trade in services with Cyprus, 2018-19 (A\$m)

		<b>Total share</b>	<b>Rank</b>	<b>Growth (yoy)</b>
Exports of services to Cyprus	27	0.0%	88th	22.7%
Imports of services from Cyprus	220	0.2%	42nd	10.6%

### Australia's investment relationship with Cyprus, 2018 (A\$m)

	<b>Total</b>	<b>FDI</b>
Australia's investment in Cyprus	53	np
Cyprus' investment in Australia	137	0

## Cyprus' global merchandise trade relationships

### Cyprus' principal export destinations, 2018

1 Cayman Islands	15.6%
2 Libya	9.0%
3 Greece	6.6%
30 Australia	0.5%

### Cyprus' principal import sources, 2018

1 Greece	17.9%
2 Italy	8.3%
3 Republic of Korea	6.8%
73 Australia	0.0%