



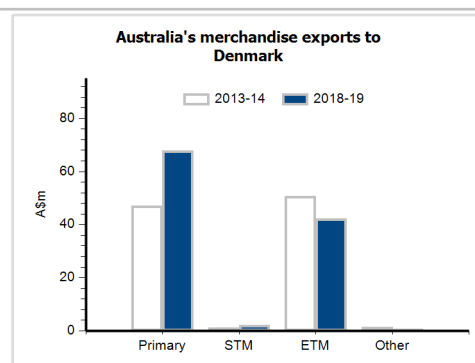
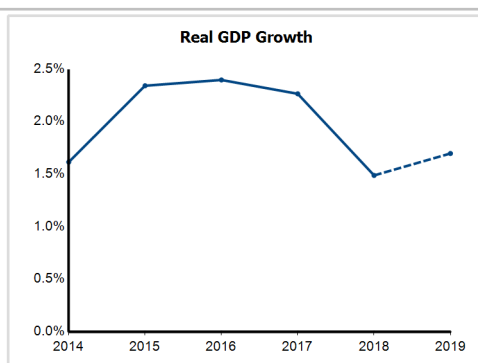
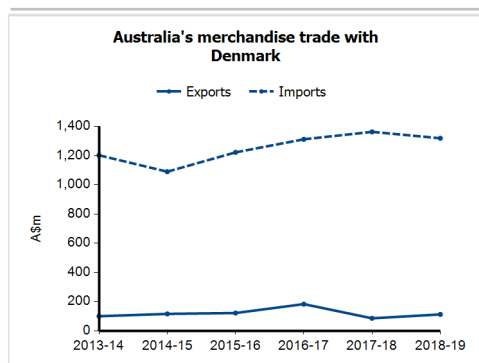
General information

Capital:	Copenhagen
Land area:	42,430 sq km
Official language(s):	Danish
Population:	5.8 million (2018)
Currency:	Danish Krone

Head of State	HM Queen Margrethe II
Head of Government	Prime Minister Ms Mette Frederiksen

Economic indicators (a)

	2014	2015	2016	2017	2018	2019
GDP (US\$b) (current prices)	353.0	302.7	312.0	329.9	352.1	347.2
GDP per capita (US\$)	62,729.5	53,478.5	54,665.2	57,380.2	60,897.2	59,795.3
GDP PPP (Int'l \$b)	260.8	269.7	279.0	290.7	302.2	312.8
GDP per capita PPP (Int'l \$)	46,346.6	47,651.3	48,888.6	50,570.1	52,278.6	53,881.8
Real GDP growth (% change yoy)	1.6	2.3	2.4	2.3	1.5	1.7
Current account balance (US\$b)	31.5	25.0	24.7	26.2	20.1	19.3
Current account balance (% GDP)	8.9	8.2	7.9	8.0	5.7	5.5
Inflation (% change yoy)	0.4	0.2	0.0	1.1	0.7	1.3
Unemployment (% labour force)	6.5	6.2	6.2	5.7	5.0	5.0



Australia's trade and investment relationship with Denmark (b)

Australian merchandise trade with Denmark, 2018-19 (A\$m)

		Total share	Rank	Growth (yoy)
Exports to Denmark	113	0.0%	59th	31.0%
Imports from Denmark	1,320	0.4%	28th	-3.2%
Total merchandise trade (exports + imports)	1,433	0.2%	37th	-1.2%

Major Australian exports, 2018-19 (A\$m)

Alcoholic beverages	26
Oil-seeds & oleaginous fruits, soft	19
Beef, f.c.f.	11
Fruit & nuts	9

Major Australian imports, 2018-19 (A\$m)

Meat (excl beef), f.c.f.	194
Medicaments (incl veterinary)	116
Pharm products (excl medicaments)	99
Fish, salted or dried	62

Australia's trade in services with Denmark, 2018-19 (A\$m)

		Total share	Rank	Growth (yoy)
Exports of services to Denmark	259	0.3%	38th	51.5%
Imports of services from Denmark	429	0.4%	30th	19.2%

Australia's investment relationship with Denmark, 2018 (A\$m)

	Total	FDI
Australia's investment in Denmark	4,268	np
Denmark's investment in Australia	3,172	1,025

Denmark's global merchandise trade relationships

Denmark's principal export destinations, 2018

1 Germany	14.5%
2 Sweden	10.5%
3 United Kingdom	6.2%
15 Australia	0.9%

Denmark's principal import sources, 2018

1 Germany	22.5%
2 Sweden	11.8%
3 The Netherlands	7.6%
61 Australia	0.1%