



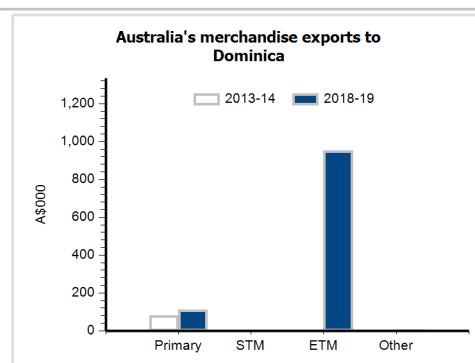
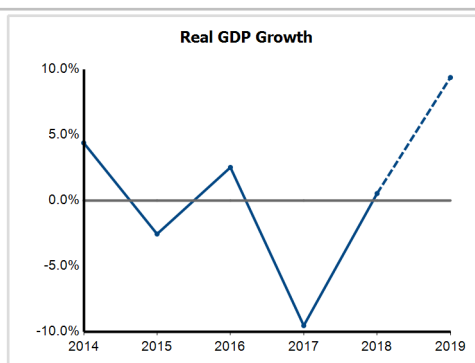
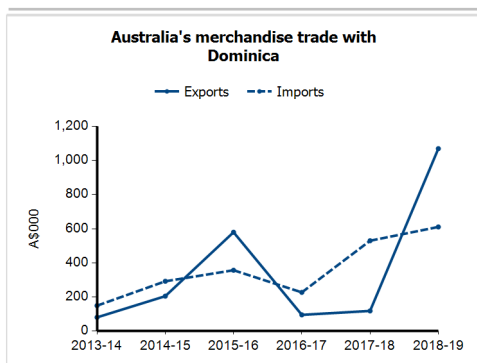
## General information

<b>Capital:</b>	Roseau
<b>Land area:</b>	750 sq km
<b>Official language(s):</b>	English
<b>Population:</b>	71,000 (2018)
<b>Currency:</b>	East Caribbean dollar

<b>Head of State</b>
President HE Charles Angelo Savarin
<b>Head of Government</b>
Prime Minister The Hon Roosevelt Skerrit

## Economic indicators (a)

	2014	2015	2016	2017	2018	2019
<b>GDP (US\$b) (current prices)</b>	0.5	0.5	0.6	0.5	0.5	0.6
<b>GDP per capita (US\$)</b>	7,402.8	7,645.4	8,135.1	7,401.1	7,541.6	8,381.0
<b>GDP PPP (Int'l \$b)</b>	0.8	0.8	0.8	0.7	0.8	0.8
<b>GDP per capita PPP (Int'l \$)</b>	11,141.9	10,970.7	11,363.9	10,474.5	10,786.8	12,008.1
<b>Real GDP growth (% change yoy)</b>	4.4	-2.6	2.5	-9.5	0.5	9.4
<b>Current account balance (US\$b)</b>	0.0	0.0	-0.1	-0.1	-0.2	-0.2
<b>Current account balance (% GDP)</b>	-6.9	-7.6	-8.9	-12.7	-43.4	-33.6
<b>Inflation (% change yoy)</b>	0.8	-0.9	0.0	0.6	1.4	1.6
<b>Unemployment (% labour force)</b>	na	na	na	na	na	na



## Australia's trade and investment relationship with Dominica (b)

Australian merchandise trade with Dominica, 2018-19 (A\$000)	Total share	Rank	Growth (yoy)
Exports to Dominica	0.0%	180th	812.6%
Imports from Dominica	0.0%	161st	15.3%
Total merchandise trade (exports + imports)	0.0%	186th	159.8%

### Major Australian exports, 2018-19 (A\$000)

Coated flat-rolled iron & steel	769
Meat (excl beef), f.c.f.	103
Special yarns & fabrics	91
Pumps for liquids & parts	33

### Major Australian imports, 2018-19 (A\$000)

Civil engineering equipment & parts	374
Mechanical handling equip & parts	73
Footwear	53
Crude vegetable matter, nes	31

### Australia's trade in services with Dominica, 2018-19 (A\$m)

	Total share	Rank	Growth (yoy)
Exports of services to Dominica	0.0%	163rd	0.0%
Imports of services from Dominica	0.0%	149th	0.0%

### Australia's investment relationship with Dominica, 2018 (A\$m)

	Total	FDI
Australia's investment in Dominica	0	0
Dominica's investment in Australia	0	0

## Dominica's global merchandise trade relationships

### Dominica's principal export destinations, 2018

1 Egypt	34.1%
2 Saudi Arabia	16.9%
3 Jamaica	10.1%
24 Australia	0.2%

### Dominica's principal import sources, 2018

1 United States	74.9%
2 Trinidad & Tobago	5.3%
3 Italy	2.7%
32 Australia	0.1%