



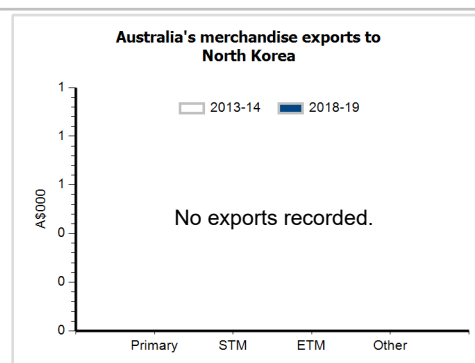
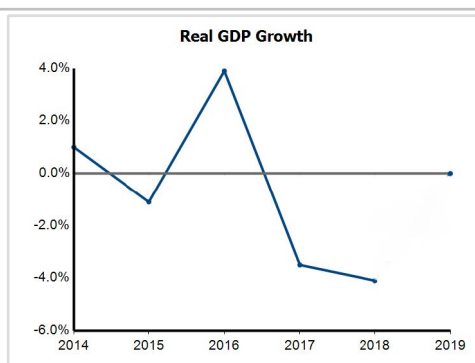
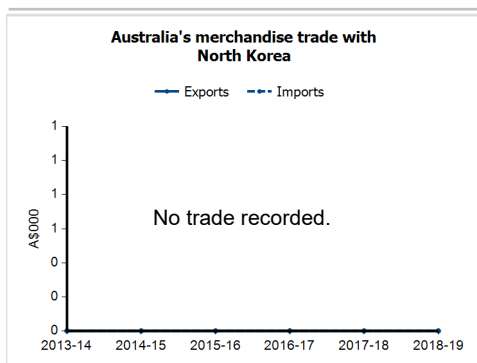
General information

Capital:	P'yongyang
Land area:	120,410 sq km
Official language(s):	Korean
Population:	25.4 million (2018)
Currency:	North Korean won

Head of State
Chairman of the State Affairs Commission Mr Kim Jong Un
Head of Government
Premier HE Mr Kim Jae Ryong

Economic indicators (a)

	2014	2015	2016	2017	2018	2019
GDP (US\$b) (current prices)	17.4	16.3	16.8	na	na	na
GDP per capita (US\$)	692.8	645.7	662.2	na	na	na
GDP PPP (Int'l \$b)	40.0	40.0	na	na	na	na
GDP per capita PPP (Int'l \$)	1,800.0	1,700.0	na	na	na	na
Real GDP growth (% change yoy)	1.0	-1.1	3.9	-3.5	-4.1	na
Current account balance (US\$b)	na	na	na	na	na	na
Current account balance (% GDP)	na	na	na	na	na	na
Inflation (% change yoy)	na	na	na	na	na	na
Unemployment (% labour force)	na	na	na	na	na	na



Australia's trade and investment relationship with North Korea (b)

Australian merchandise trade with North Korea, 2018-19 (A\$000)	Total share	Rank	Growth (yoy)
Exports to North Korea	0.0%
Imports from North Korea	0.0%
Total merchandise trade (exports + imports)	0.0%

Major Australian exports, 2018-19 (A\$000)	Major Australian imports, 2018-19 (A\$000)
No exports recorded.	No imports recorded.
0	0

Australia's trade in services with North Korea, 2018-19 (A\$m)	Total share	Rank	Growth (yoy)
Exports of services to North Korea	0.0%
Imports of services from North Korea	0.0%

Australia's investment relationship with North Korea, 2018 (A\$m)	Total	FDI
Australia's investment in North Korea	np	0
North Korea's investment in Australia	0	0

North Korea's global merchandise trade relationships

North Korea's principal export destinations, 2018

1 Ukraine	34.9%
2 China	29.2%
3 Azerbaijan	6.9%
.. Australia	na

North Korea's principal import sources, 2018

1 China	84.5%
2 Ukraine	8.5%
3 Russian Federation	1.2%
.. Australia	na