



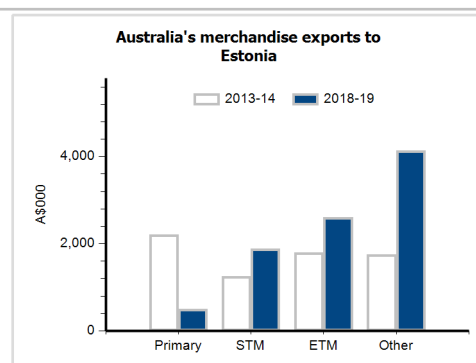
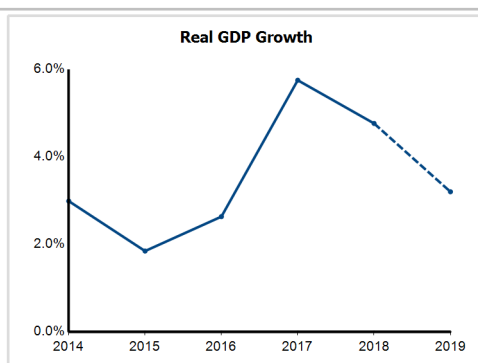
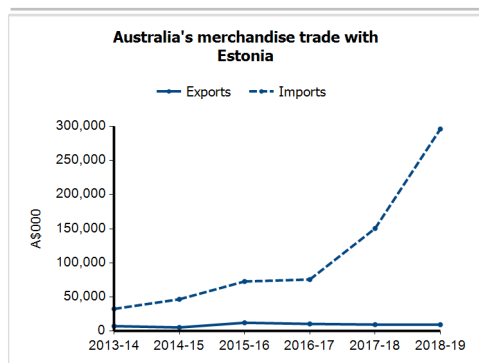
General information

Capital:	Tallinn
Land area:	42,390 sq km
Official language(s):	Estonian
Population:	1.3 million (2018)
Currency:	Euro

Head of State
President HE Ms Kersti Kaljulaid
Head of Government
Prime Minister Mr Jüri Ratas

Economic indicators (a)

	2014	2015	2016	2017	2018	2019
GDP (US\$b) (current prices)	26.8	23.1	24.0	26.9	30.8	31.0
GDP per capita (US\$)	20,387.1	17,531.1	18,244.7	20,381.0	23,330.3	23,523.6
GDP PPP (Int'l \$b)	36.5	37.6	39.0	42.0	45.0	47.3
GDP per capita PPP (Int'l \$)	27,752.1	28,557.0	29,603.4	31,856.2	34,156.9	35,852.9
Real GDP growth (% change yoy)	3.0	1.8	2.6	5.7	4.8	3.2
Current account balance (US\$b)	0.2	0.4	0.5	0.8	0.5	0.2
Current account balance (% GDP)	0.8	1.8	2.0	3.2	1.7	0.7
Inflation (% change yoy)	0.5	0.1	0.8	3.7	3.4	2.5
Unemployment (% labour force)	7.4	6.2	6.8	5.8	5.4	4.7



Australia's trade and investment relationship with Estonia (b)

Australian merchandise trade with Estonia, 2018-19 (A\$000)

Exports to Estonia	9,135
Imports from Estonia	296,291
Total merchandise trade (exports + imports)	305,425

	Total share	Rank	Growth (yoy)
Exports to Estonia	0.0%	119th	-1.1%
Imports from Estonia	0.1%	55th	97.1%
Total merchandise trade (exports + imports)	0.0%	65th	91.4%

Major Australian exports, 2018-19 (A\$000)

Gold coin & legal tender coin	4,131
Specialised machinery & parts	1,120
Silver & platinum	1,005
Prepared additives for mineral oils	872

Major Australian imports, 2018-19 (A\$000)

Refined petroleum	165,380
Wood, simply worked	46,926
Fertilisers (excl crude)	24,250
Telecom equipment & parts	21,755

Australia's trade in services with Estonia, 2018-19 (A\$m)

Exports of services to Estonia	34
Imports of services from Estonia	6

	Total share	Rank	Growth (yoy)
Exports of services to Estonia	0.0%	81st	9.7%
Imports of services from Estonia	0.0%	132nd	20.0%

Australia's investment relationship with Estonia, 2018 (A\$m)

Australia's investment in Estonia	np
Estonia's investment in Australia	np

	Total	FDI
Australia's investment in Estonia	np	np
Estonia's investment in Australia	np	0

Estonia's global merchandise trade relationships

Estonia's principal export destinations, 2018

1 Finland	15.1%
2 Sweden	10.4%
3 Latvia	9.1%
30 Australia	0.5%

Estonia's principal import sources, 2018

1 Germany	10.0%
2 Russian Federation	9.8%
3 Finland	9.4%
68 Australia	0.0%