



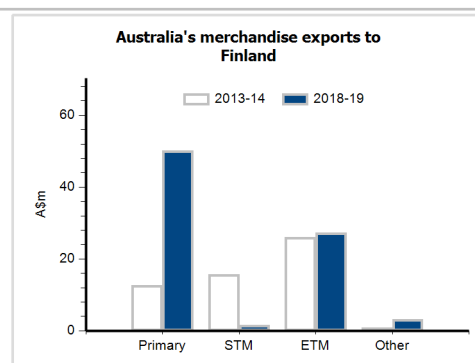
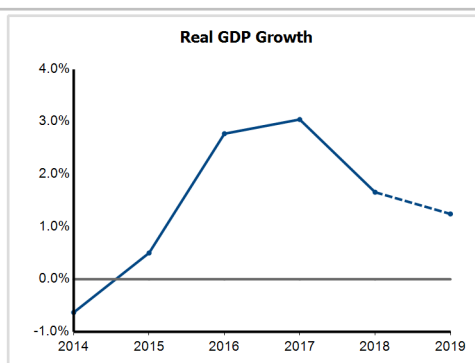
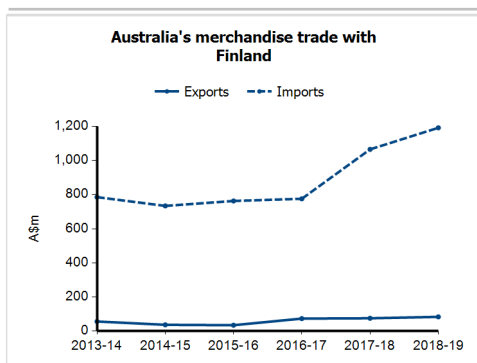
## General information

<b>Capital:</b>	Helsinki
<b>Land area:</b>	303,890 sq km
<b>Official language(s):</b>	Finnish, Swedish
<b>Population:</b>	5.5 million (2018)
<b>Currency:</b>	Euro

<b>Head of State</b>
President HE Mr Sauli Niinistö
<b>Head of Government</b>
Prime Minister Ms Sanna Marin

## Economic indicators (a)

	2014	2015	2016	2017	2018	2019
<b>GDP (US\$b) (current prices)</b>	273.0	233.0	239.1	252.9	274.2	269.7
<b>GDP per capita (US\$)</b>	50,087.9	42,576.5	43,574.4	45,948.2	49,737.6	48,868.7
<b>GDP PPP (Int'l \$b)</b>	222.9	226.3	235.0	246.7	256.9	264.7
<b>GDP per capita PPP (Int'l \$)</b>	40,880.5	41,357.5	42,822.3	44,825.9	46,595.9	47,974.7
<b>Real GDP growth (% change yoy)</b>	-0.6	0.5	2.8	3.0	1.7	1.2
<b>Current account balance (US\$b)</b>	-4.2	-1.7	-1.8	-1.8	-4.4	-1.8
<b>Current account balance (% GDP)</b>	-1.5	-0.7	-0.7	-0.7	-1.6	-0.7
<b>Inflation (% change yoy)</b>	1.2	-0.2	0.4	0.8	1.2	1.2
<b>Unemployment (% labour force)</b>	8.7	9.4	8.8	8.6	7.4	6.5



## Australia's trade and investment relationship with Finland (b)

Australian merchandise trade with Finland, 2018-19 (A\$m)	Total share	Rank	Growth (yoy)
Exports to Finland	0.0%	67th	11.2%
Imports from Finland	0.4%	29th	11.9%
Total merchandise trade (exports + imports)	0.2%	39th	11.8%

### Major Australian exports, 2018-19 (A\$m)

Coal	28
Alcoholic beverages	16
Other ores & concentrates	7
Telecom equipment & parts	6

### Major Australian imports, 2018-19 (A\$m)

Civil engineering equipment & parts	197
Paper & paperboard	124
Goods vehicles	74
Specialised machinery & parts	63

### Australia's trade in services with Finland, 2018-19 (A\$m)

	Total share	Rank	Growth (yoy)
Exports of services to Finland	0.1%	61st	7.0%
Imports of services from Finland	0.0%	82nd	-32.2%

### Australia's investment relationship with Finland, 2018 (A\$m)

	Total	FDI
Australia's investment in Finland	3,790	np
Finland's investment in Australia	863	359

## Finland's global merchandise trade relationships

### Finland's principal export destinations, 2018

1 Germany	14.8%
2 Sweden	10.2%
3 The Netherlands	6.5%
20 Australia	1.0%

### Finland's principal import sources, 2018

1 Germany	15.2%
2 Russian Federation	13.9%
3 Sweden	10.8%
45 Australia	0.1%