



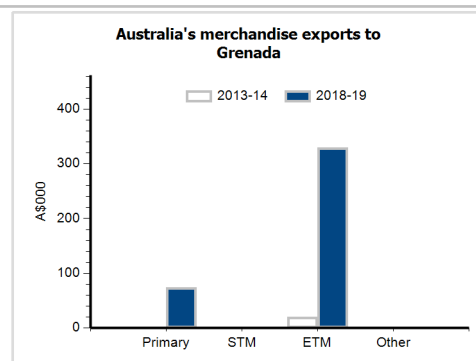
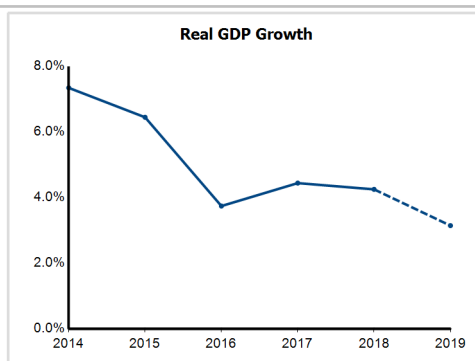
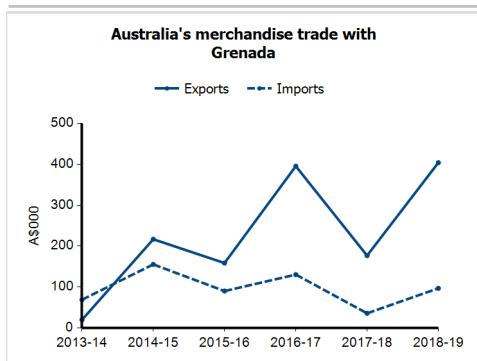
General information

Capital:	St George's
Land area:	340 sq km
Official language(s):	English
Population:	108,000 (2018)
Currency:	East Caribbean dollar

Head of State
HM Queen Elizabeth II represented by Governor General Dame Cécile La Grenade
Head of Government
Prime Minister Dr The Right Honourable Keith Claudius Mitchell

Economic indicators (a)

	2014	2015	2016	2017	2018	2019
GDP (US\$b) (current prices)	0.9	1.0	1.1	1.1	1.2	1.2
GDP per capita (US\$)	8,569.9	9,333.3	9,892.6	10,439.9	10,939.3	11,381.4
GDP PPP (Int'l \$b)	1.4	1.5	1.5	1.6	1.7	1.8
GDP per capita PPP (Int'l \$)	12,715.6	13,616.8	14,206.6	15,045.4	15,996.1	16,717.3
Real GDP growth (% change yoy)	7.3	6.4	3.7	4.4	4.2	3.1
Current account balance (US\$b)	-0.1	-0.1	-0.1	-0.1	-0.1	-0.1
Current account balance (% GDP)	-11.6	-12.2	-11.0	-12.0	-11.2	-11.3
Inflation (% change yoy)	-1.0	-0.6	1.7	0.9	0.8	1.0
Unemployment (% labour force)	na	na	na	na	na	na



Australia's trade and investment relationship with Grenada (b)

Australian merchandise trade with Grenada, 2018-19 (A\$000)	Total share	Rank	Growth (yoy)	
Exports to Grenada	404	0.0%	193rd	128.5%
Imports from Grenada	97	0.0%	188th	171.3%
Total merchandise trade (exports + imports)	501	0.0%	201st	135.7%

Major Australian exports, 2018-19 (A\$000)

Coated flat-rolled iron & steel	163
Nails, screws, nuts, bolts & rivets	132
Alcoholic beverages	74
Pumps (excl liquid pumps) & parts	22

Major Australian imports, 2018-19 (A\$000)

Cocoa	81
Gold coin & legal tender coin	10
Mechanical handling equip & parts	3
Taps, cocks & valves	2

Australia's trade in services with Grenada, 2018-19 (A\$m)

	Total share	Rank	Growth (yoy)	
Exports of services to Grenada	1	0.0%	163rd	0.0%
Imports of services from Grenada	1	0.0%	168th	0.0%

Australia's investment relationship with Grenada, 2018 (A\$m)

	Total	FDI
Australia's investment in Grenada	np	0
Grenada's investment in Australia	np	0

Grenada's global merchandise trade relationships

Grenada's principal export destinations, 2018

1 United States	27.1%
2 Dominica	8.8%
3 Japan	8.8%
32 Australia	0.1%

Grenada's principal import sources, 2018

1 Egypt	32.8%
2 United States	23.3%
3 Trinidad & Tobago	11.7%
45 Australia	0.1%