



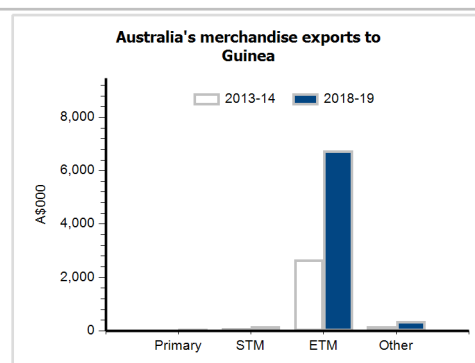
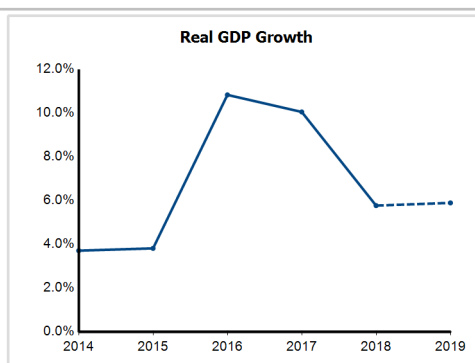
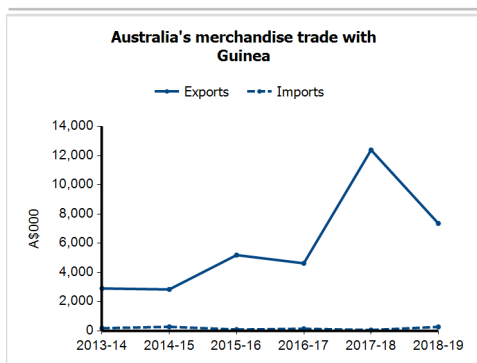
## General information

<b>Capital:</b>	Conakry
<b>Land area:</b>	245,720 sq km
<b>Official language(s):</b>	French
<b>Population:</b>	13.3 million (2018)
<b>Currency:</b>	Guinean franc

<b>Head of State</b>	President HE Professor Alpha Condé
<b>Head of Government</b>	Prime Minister HE Dr Ibrahima Kassory Fofana

## Economic indicators (a)

	2014	2015	2016	2017	2018	2019
<b>GDP (US\$b) (current prices)</b>	8.8	8.8	8.6	10.3	12.1	13.4
<b>GDP per capita (US\$)</b>	729.8	712.0	679.9	794.6	910.1	981.0
<b>GDP PPP (Int'l \$b)</b>	21.6	22.7	25.4	28.5	30.9	33.3
<b>GDP per capita PPP (Int'l \$)</b>	1,796.0	1,838.0	2,007.9	2,196.3	2,321.6	2,441.2
<b>Real GDP growth (% change yoy)</b>	3.7	3.8	10.8	10.0	5.8	5.9
<b>Current account balance (US\$b)</b>	-1.1	-1.1	-2.7	-0.7	-2.2	-2.8
<b>Current account balance (% GDP)</b>	-12.9	-12.9	-31.9	-7.1	-18.4	-20.7
<b>Inflation (% change yoy)</b>	9.7	8.2	8.2	8.9	9.8	8.9
<b>Unemployment (% labour force)</b>	4.2	4.2	3.7	3.6	3.6	na



## Australia's trade and investment relationship with Guinea (b)

Australian merchandise trade with Guinea, 2018-19 (A\$000)	Total share	Rank	Growth (yoy)	
Exports to Guinea	7,362	0.0%	123rd	-40.6%
Imports from Guinea	273	0.0%	169th	351.1%
Total merchandise trade (exports + imports)	7,635	0.0%	150th	-38.7%

### Major Australian exports, 2018-19 (A\$000)

Measuring & analysing instruments	1,314
Specialised machinery & parts	694
Heating & cooling equipment & parts	504
Hand or machine tools	464

### Major Australian imports, 2018-19 (A\$000)

Coffee & substitutes	138
Gold	56
Tea & mate	40
Medicaments (incl veterinary)	22

### Australia's trade in services with Guinea, 2018-19 (A\$m)

	Total share	Rank	Growth (yoy)	
Exports of services to Guinea	1	0.0%	163rd	-50.0%
Imports of services from Guinea	13	0.0%	110th	44.4%

### Australia's investment relationship with Guinea, 2018 (A\$m)

	Total	FDI
Australia's investment in Guinea	np	np
Guinea's investment in Australia	np	np

## Guinea's global merchandise trade relationships

### Guinea's principal export destinations, 2017

1 China	86.6%
2 Belgium	6.8%
3 Singapore	1.7%
61 Australia	0.0%

### Guinea's principal import sources, 2017

1 Côte d'Ivoire	22.3%
2 China	11.6%
3 Spain	8.8%
36 Australia	0.3%