



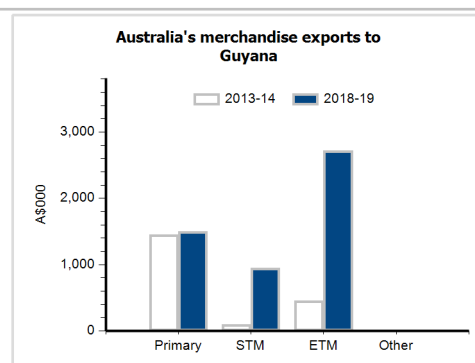
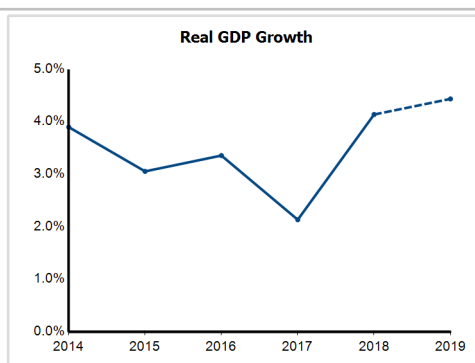
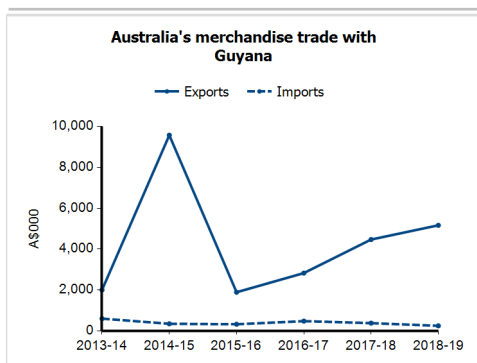
## General information

<b>Capital:</b>	Georgetown
<b>Land area:</b>	196,850 sq km
<b>Official language(s):</b>	English
<b>Population:</b>	782,000 (2018)
<b>Currency:</b>	Guyana dollar

<b>Head of State</b>	President HE Dr Mohamed Irfaan Ali
<b>Head of Government</b>	Prime Minister The Hon Brigadier (rt'd) Mark Phillips

## Economic indicators (a)

	2014	2015	2016	2017	2018	2019
<b>GDP (US\$b) (current prices)</b>	3.1	3.2	3.5	3.6	3.9	4.1
<b>GDP per capita (US\$)</b>	4,028.3	4,168.5	4,531.2	4,635.6	4,984.1	5,252.0
<b>GDP PPP (Int'l \$b)</b>	5.6	5.8	6.0	6.3	6.7	7.1
<b>GDP per capita PPP (Int'l \$)</b>	7,278.7	7,549.5	7,819.4	8,089.0	8,580.8	9,093.8
<b>Real GDP growth (% change yoy)</b>	3.9	3.1	3.4	2.1	4.1	4.4
<b>Current account balance (US\$b)</b>	-0.3	-0.2	0.0	-0.2	-0.7	-0.9
<b>Current account balance (% GDP)</b>	-9.5	-5.1	0.4	-6.8	-17.5	-22.7
<b>Inflation (% change yoy)</b>	0.7	-0.9	0.8	1.9	1.3	2.1
<b>Unemployment (% labour force)</b>	12.4	12.6	12.3	12.1	12.2	na



## Australia's trade and investment relationship with Guyana (b)

Australian merchandise trade with Guyana, 2018-19 (A\$000)	Total share	Rank	Growth (yoy)
Exports to Guyana	0.0%	133rd	15.6%
Imports from Guyana	0.0%	172nd	-34.6%
Total merchandise trade (exports + imports)	0.0%	154th	11.7%

### Major Australian exports, 2018-19 (A\$000)

Cheese & curd	1,427
Coated flat-rolled iron & steel	995
Specialised machinery & parts	807
Miscellaneous chemical products, nes	550

### Major Australian imports, 2018-19 (A\$000)

Aluminium ores & conc (incl alumina)	137
Alcoholic beverages	98
Wood, simply worked	6
Other textile clothing	4

### Australia's trade in services with Guyana, 2018-19 (A\$m)

	Total share	Rank	Growth (yoy)
Exports of services to Guyana	0.0%	150th	100.0%
Imports of services from Guyana	0.0%	168th	-50.0%

### Australia's investment relationship with Guyana, 2018 (A\$m)

	Total	FDI
Australia's investment in Guyana	np	np
Guyana's investment in Australia	np	0

## Guyana's global merchandise trade relationships

### Guyana's principal export destinations, 2018

1 Canada	26.9%
2 United States	15.4%
3 Panama	10.9%
54 Australia	0.0%

### Guyana's principal import sources, 2018

1 United States	57.0%
2 Trinidad & Tobago	18.2%
3 China	5.5%
45 Australia	0.1%