



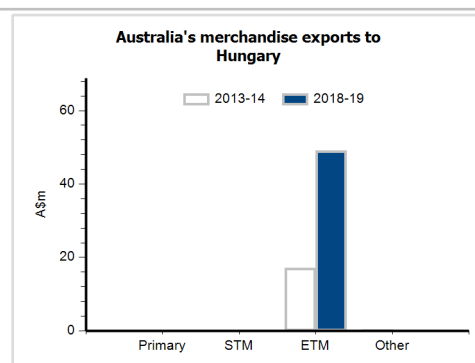
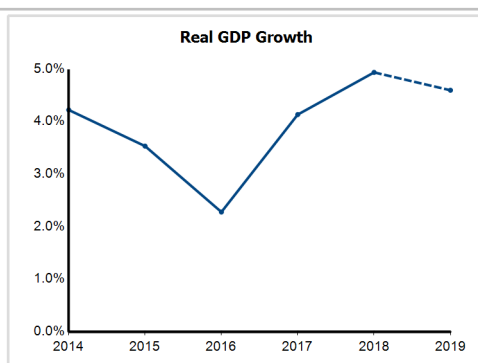
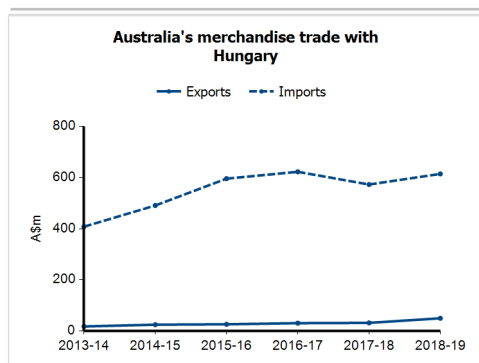
General information

Capital:	Budapest
Land area:	90,530 sq km
Official language(s):	Hungarian
Population:	9.8 million (2018)
Currency:	Forint

Head of State
President HE Mr János Áder
Head of Government
Prime Minister HE Dr Viktor Orbán

Economic indicators (a)

	2014	2015	2016	2017	2018	2019
GDP (US\$b) (current prices)	140.1	123.1	126.0	139.8	161.2	170.4
GDP per capita (US\$)	14,182.7	12,487.2	12,822.5	14,272.7	16,484.2	17,463.3
GDP PPP (Int'l \$b)	253.1	264.8	273.6	290.3	312.1	332.2
GDP per capita PPP (Int'l \$)	25,623.4	26,862.9	27,833.5	29,627.3	31,913.7	34,046.2
Real GDP growth (% change yoy)	4.2	3.5	2.3	4.1	4.9	4.6
Current account balance (US\$b)	1.8	2.9	5.8	3.2	-0.8	-1.6
Current account balance (% GDP)	1.3	2.4	4.6	2.3	-0.5	-0.9
Inflation (% change yoy)	-0.2	-0.1	0.4	2.4	2.8	3.4
Unemployment (% labour force)	7.7	6.8	5.1	4.2	3.7	3.5



Australia's trade and investment relationship with Hungary (b)

Australian merchandise trade with Hungary, 2018-19 (A\$m)

		Total share	Rank	Growth (yoy)
Exports to Hungary	49	0.0%	78th	57.6%
Imports from Hungary	615	0.2%	44th	7.3%
Total merchandise trade (exports + imports)	664	0.1%	52nd	9.9%

Major Australian exports, 2018-19 (A\$m)

Telecom equipment & parts	11
Medicaments (incl veterinary)	10
Electronic integrated circuits	6
Computer parts & accessories	5

Major Australian imports, 2018-19 (A\$m)

Passenger motor vehicles	150
Office machines	53
Electrical circuits equipment	33
Trailers, semi-trailers & containers	27

Australia's trade in services with Hungary, 2018-19 (A\$m)

		Total share	Rank	Growth (yoy)
Exports of services to Hungary	40	0.0%	75th	-9.1%
Imports of services from Hungary	36	0.0%	85th	12.5%

Australia's investment relationship with Hungary, 2018 (A\$m)

	Total	FDI
Australia's investment in Hungary	417	np
Hungary's investment in Australia	37	1

Hungary's global merchandise trade relationships

Hungary's principal export destinations, 2018

1 Germany	27.3%
2 Romania	5.3%
3 Slovak Republic	5.2%
35 Australia	0.3%

Hungary's principal import sources, 2018

1 Germany	24.7%
2 Austria	6.3%
3 China	6.2%
58 Australia	0.0%