



General information

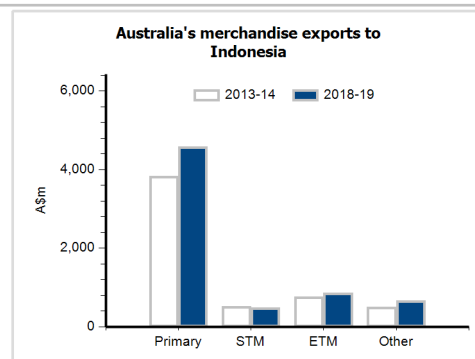
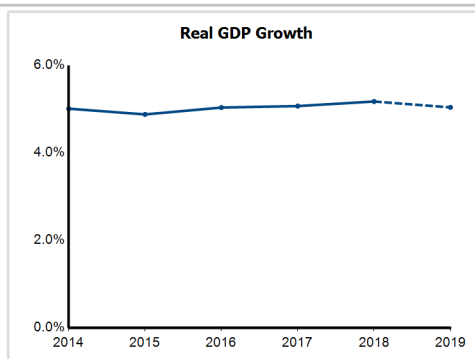
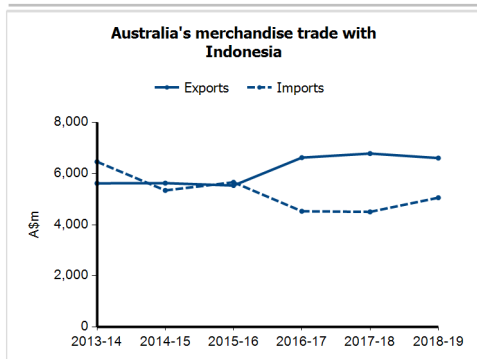
Capital:	Jakarta
Land area:	1,811,570 sq km
Official language(s):	Bahasa Indonesia
Population:	264.2 million (2018)
Currency:	Rupiah

Head of State and Head of Government

President HE Ir H Joko Widodo

Economic indicators (a)

	2014	2015	2016	2017	2018	2019
GDP (US\$b) (current prices)	891.1	860.7	932.1	1,015.3	1,022.5	1,111.7
GDP per capita (US\$)	3,533.6	3,367.7	3,605.7	3,884.7	3,870.6	4,163.8
GDP PPP (Int'l \$b)	2,695.7	2,856.6	3,031.4	3,245.0	3,495.9	3,737.5
GDP per capita PPP (Int'l \$)	10,690.1	11,176.4	11,727.0	12,416.0	13,234.1	13,998.2
Real GDP growth (% change yoy)	5.0	4.9	5.0	5.1	5.2	5.0
Current account balance (US\$b)	-27.5	-17.5	-17.0	-16.2	-31.1	-31.8
Current account balance (% GDP)	-3.1	-2.0	-1.8	-1.6	-3.0	-2.9
Inflation (% change yoy)	6.4	6.4	3.5	3.8	3.2	3.2
Unemployment (% labour force)	5.9	6.2	5.6	5.5	5.3	5.2



Australia's trade and investment relationship with Indonesia (b)

Australian merchandise trade with Indonesia, 2018-19 (A\$m)	Total share	Rank	Growth (yoy)	
Exports to Indonesia	6,609	1.8%	12th	-2.6%
Imports from Indonesia	5,057	1.6%	15th	12.3%
Total merchandise trade (exports + imports)	11,666	1.7%	14th	3.3%

Major Australian exports, 2018-19 (A\$m)

Coal	835
Live animals (excl seafood)	691
Crude petroleum	643
Wheat	403

Major Australian imports, 2018-19 (A\$m)

Crude petroleum	826
Refined petroleum	657
Tobacco, manufactured	361
Monitors, projectors & TVs	191

Australia's trade in services with Indonesia, 2018-19 (A\$m)

	Total share	Rank	Growth (yoy)	
Exports of services to Indonesia	1,757	1.8%	13th	8.7%
Imports of services from Indonesia	4,413	4.3%	6th	16.8%

Major Australian services exports, 2018-19 (A\$m)

Education-related travel	935
Personal travel excluding education	458

Major Australian services imports, 2018-19 (A\$m)

Personal travel excluding education	3,730
Transport	297

Australia's investment relationship with Indonesia, 2018 (A\$m)

	Total	FDI
Australia's investment in Indonesia	5,632	2,283
Indonesia's investment in Australia	1,076	1

Indonesia's global merchandise trade relationships

Indonesia's principal export destinations, 2018

1 China	15.1%
2 Japan	10.8%
3 United States	10.2%
13 Australia	1.6%

Indonesia's principal import sources, 2018

1 China	24.1%
2 Singapore	11.4%
3 Japan	9.5%
8 Australia	3.1%