



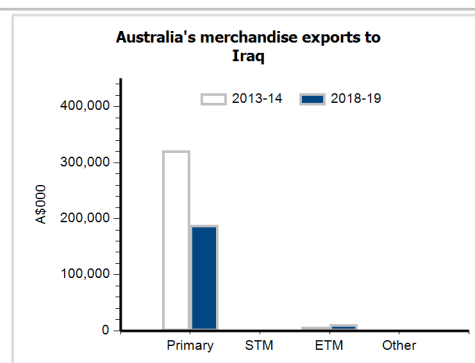
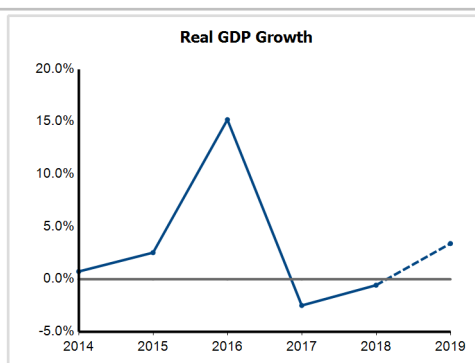
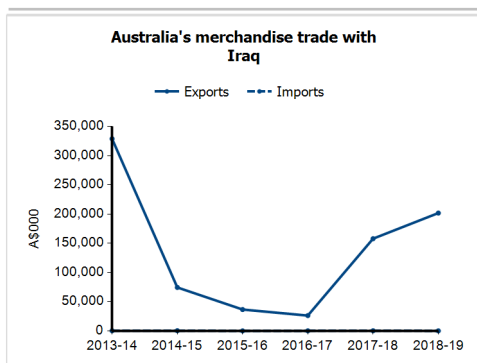
General information

Capital:	Baghdad
Land area:	434,320 sq km
Official language(s):	Arabic
Population:	38.1 million (2018)
Currency:	New Iraqi dinar

Head of State	HE President Dr Barham Salih
Head of Government	Prime Minister HE Mr Mustafa al-Kadhimi

Economic indicators (a)

	2014	2015	2016	2017	2018	2019
GDP (US\$b) (current prices)	234.7	177.7	175.2	195.5	224.2	224.5
GDP per capita (US\$)	6,704.3	5,047.1	4,842.5	5,263.2	5,881.5	5,738.4
GDP PPP (Int'l \$b)	549.0	568.8	662.0	657.7	669.9	705.1
GDP per capita PPP (Int'l \$)	15,686.0	16,153.2	18,303.8	17,708.2	17,571.7	18,025.1
Real GDP growth (% change yoy)	0.7	2.5	15.2	-2.5	-0.6	3.4
Current account balance (US\$b)	6.1	-11.6	-14.5	3.5	15.5	-7.8
Current account balance (% GDP)	2.6	-6.5	-8.3	1.8	6.9	-3.5
Inflation (% change yoy)	2.2	1.4	0.5	0.1	0.4	-0.3
Unemployment (% labour force)	7.9	8.1	8.1	7.9	7.9	na



Australia's trade and investment relationship with Iraq (b)

Australian merchandise trade with Iraq, 2018-19 (A\$000)	Total share	Rank	Growth (yoy)	
Exports to Iraq	201,809	0.1%	50th	27.8%
Imports from Iraq	71	0.0%	192nd	-70.5%
Total merchandise trade (exports + imports)	201,880	0.0%	74th	27.6%

Major Australian exports, 2018-19 (A\$000)

Wheat	176,464
Cheese & curd	9,219
Food processing machines & parts	3,201
Meat (excl beef), f.c.f.	3,171

Major Australian imports, 2018-19 (A\$000)

Artwork & antiques	20
Printed matter	13
Fruit & nuts	11
Medical instruments (incl veterinary)	9

Australia's trade in services with Iraq, 2018-19 (A\$m)

	Total share	Rank	Growth (yoy)	
Exports of services to Iraq	32	0.0%	83rd	-25.6%
Imports of services from Iraq	69	0.1%	71st	38.0%

Australia's investment relationship with Iraq, 2018 (A\$m)

	Total	FDI
Australia's investment in Iraq	np	2
Iraq's investment in Australia	np	np

Iraq's global merchandise trade relationships

Iraq's principal export destinations, 2018

1 India	24.2%
2 China	23.6%
3 United States	12.5%
58 Australia	0.0%

Iraq's principal import sources, 2018

1 Turkey	24.6%
2 China	23.5%
3 Republic of Korea	5.6%
23 Australia	0.6%