



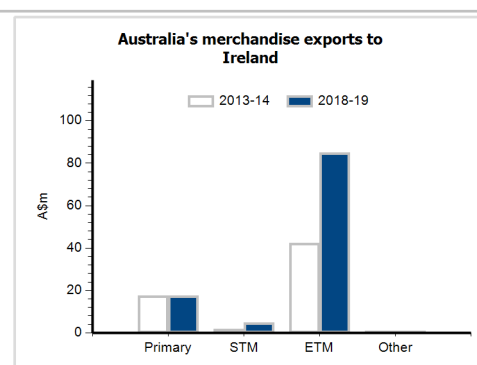
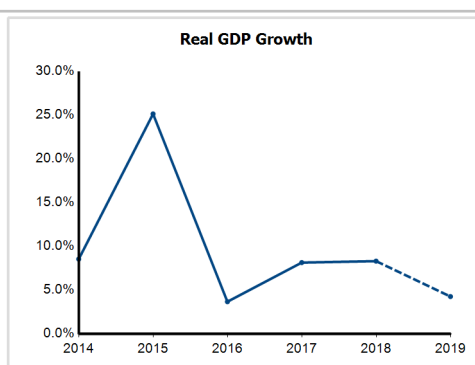
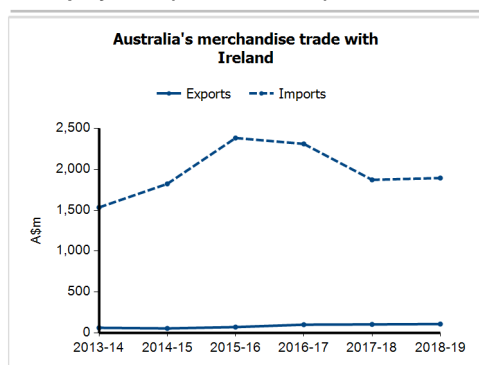
General information

Capital:	Dublin
Land area:	68,890 sq km
Official language(s):	Irish, English
Population:	4.9 million (2018)
Currency:	Euro

Head of State
President HE Mr Michael D Higgins
Head of Government
An Taoiseach Mr Leo Varadkar

Economic indicators (a)

	2014	2015	2016	2017	2018	2019
GDP (US\$b) (current prices)	258.5	291.3	300.3	335.2	382.8	384.9
GDP per capita (US\$)	55,390.2	61,791.0	62,938.2	69,462.9	78,334.9	77,771.2
GDP PPP (Int'l \$b)	240.4	303.9	318.3	350.7	389.0	412.8
GDP per capita PPP (Int'l \$)	51,499.6	64,465.0	66,705.3	72,664.1	79,617.1	83,399.3
Real GDP growth (% change yoy)	8.5	25.1	3.7	8.1	8.3	4.3
Current account balance (US\$b)	2.8	12.8	-12.6	1.6	40.5	41.6
Current account balance (% GDP)	1.1	4.4	-4.2	0.5	10.6	10.8
Inflation (% change yoy)	0.3	0.0	-0.2	0.3	0.7	1.2
Unemployment (% labour force)	11.9	9.9	8.4	6.7	5.8	5.5



Australia's trade and investment relationship with Ireland (b)

Australian merchandise trade with Ireland, 2018-19 (A\$m)	Total share	Rank	Growth (yoy)
Exports to Ireland	0.0%	61st	4.1%
Imports from Ireland	0.6%	27th	1.2%
Total merchandise trade (exports + imports)	0.3%	31st	1.4%

Major Australian exports, 2018-19 (A\$m)

Medicaments (incl veterinary)	49
Alcoholic beverages	8
Computers	5
Medical instruments (incl veterinary)	4

Major Australian imports, 2018-19 (A\$m)

Medicaments (incl veterinary)	532
Pharm products (excl medicaments)	438
Misc manufactured articles, nes	238
Computers	179

Australia's trade in services with Ireland, 2018-19 (A\$m)

	Total share	Rank	Growth (yoy)
Exports of services to Ireland	0.9%	22nd	34.0%
Imports of services from Ireland	1.6%	17th	19.6%

Major Australian services exports, 2018-19 (A\$m)

Professional, technical & other business	452
Personal travel excluding education	216

Major Australian services imports, 2018-19 (A\$m)

Charges for the use of intellectual property nie	748
Professional, technical & other business	391

Australia's investment relationship with Ireland, 2018 (A\$m)

	Total	FDI
Australia's investment in Ireland	15,467	np
Ireland's investment in Australia	21,813	1,845

Ireland's global merchandise trade relationships

Ireland's principal export destinations, 2018

1 United States	28.0%
2 Belgium	13.1%
3 United Kingdom	11.4%
16 Australia	0.6%

Ireland's principal import sources, 2018

1 United Kingdom	26.0%
2 United States	18.1%
3 Germany	12.1%
44 Australia	0.1%