

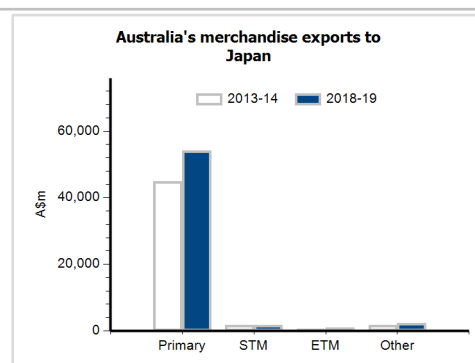
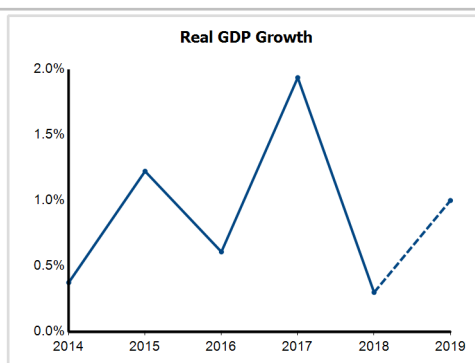
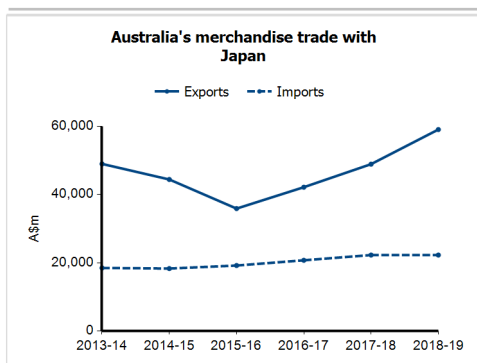
General information

Capital:	Tokyo
Land area:	364,560 sq km
Official language(s):	Japanese
Population:	126.5 million (2018)
Currency:	Yen

Head of State	HM Emperor Naruhito
Head of Government	Prime Minister HE Mr Yoshihide Suga

Economic indicators (a)

	2014	2015	2016	2017	2018	2019
GDP (US\$b) (current prices)	4,850.4	4,389.5	4,926.7	4,859.8	4,971.8	5,154.5
GDP per capita (US\$)	38,156.3	34,568.9	38,804.9	38,342.7	39,304.0	40,846.8
GDP PPP (Int'l \$b)	5,019.5	5,133.8	5,218.5	5,419.7	5,597.0	5,747.5
GDP per capita PPP (Int'l \$)	39,486.3	40,430.5	41,103.5	42,760.5	44,246.4	45,546.2
Real GDP growth (% change yoy)	0.4	1.2	0.6	1.9	0.3	1.0
Current account balance (US\$b)	36.8	136.4	197.9	202.0	175.3	172.1
Current account balance (% GDP)	0.8	3.1	4.0	4.2	3.5	3.3
Inflation (% change yoy)	2.8	0.8	-0.1	0.5	1.0	1.0
Unemployment (% labour force)	3.6	3.4	3.1	2.8	2.4	2.4



Australia's trade and investment relationship with Japan (b)

Australian merchandise trade with Japan, 2018-19 (A\$m)	Total share	Rank	Growth (yoy)	
Exports to Japan	59,109	15.8%	2nd	20.7%
Imports from Japan	22,273	7.0%	3rd	0.0%
Total merchandise trade (exports + imports)	81,383	11.7%	2nd	14.3%

Major Australian exports, 2018-19 (A\$m)

Natural gas	20,224
Coal	19,288
Iron ores & concentrates	5,752
Beef, f.c.f.	2,305

Major Australian imports, 2018-19 (A\$m)

Passenger motor vehicles	7,908
Refined petroleum	3,998
Goods vehicles	1,872
Gold	1,100

Australia's trade in services with Japan, 2018-19 (A\$m)

	Total share	Rank	Growth (yoy)	
Exports of services to Japan	2,619	2.7%	9th	13.8%
Imports of services from Japan	4,529	4.5%	5th	15.6%

Major Australian services exports, 2018-19 (A\$m)

Personal travel excluding education	1,107
Transport	519

Major Australian services imports, 2018-19 (A\$m)

Personal travel excluding education	2,738
Transport	1,172

Australia's investment relationship with Japan, 2018 (A\$m)

	Total	FDI
Australia's investment in Japan	112,996	1,313
Japan's investment in Australia	229,346	105,898

Japan's global merchandise trade relationships

Japan's principal export destinations, 2018

1 China	19.5%
2 United States	19.1%
3 Republic of Korea	7.1%
9 Australia	2.3%

Japan's principal import sources, 2018

1 China	23.2%
2 United States	11.2%
3 Australia	6.1%
4 Saudi Arabia	4.5%