



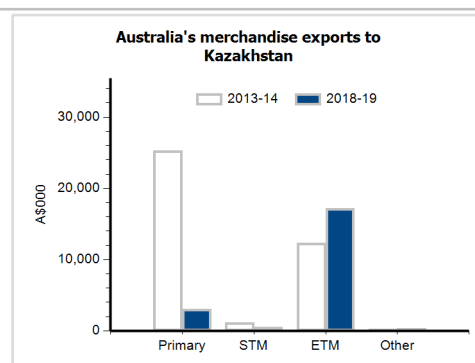
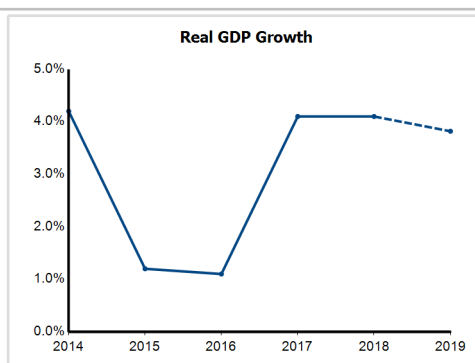
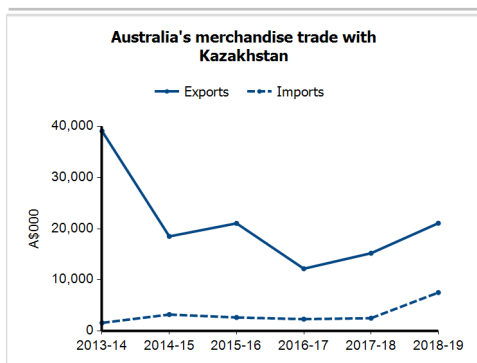
General information

Capital:	Astana
Land area:	2,699,700 sq km
Official language(s):	Kazakh, Russian
Population:	18.4 million (2018)
Currency:	Tenge

Head of State	President HE Mr Kassym-Jomart Tokayev
Head of Government	Prime Minister HE Mr Askar Mamin

Economic indicators (a)

	2014	2015	2016	2017	2018	2019
GDP (US\$b) (current prices)	221.4	184.4	137.3	162.9	172.9	170.3
GDP per capita (US\$)	12,713.6	10,435.2	7,662.0	8,970.9	9,401.2	9,139.1
GDP PPP (Int'l \$b)	430.7	440.4	449.9	477.2	508.8	537.7
GDP per capita PPP (Int'l \$)	24,732.0	24,925.5	25,107.8	26,278.8	27,659.7	28,849.2
Real GDP growth (% change yoy)	4.2	1.2	1.1	4.1	4.1	3.8
Current account balance (US\$b)	6.1	-6.0	-8.1	-5.1	-0.1	-2.1
Current account balance (% GDP)	2.8	-3.3	-5.9	-3.1	0.0	-1.2
Inflation (% change yoy)	6.7	6.7	14.6	7.4	6.0	5.3
Unemployment (% labour force)	5.0	5.1	5.0	4.9	4.9	4.9



Australia's trade and investment relationship with Kazakhstan (b)

Australian merchandise trade with Kazakhstan, 2018-19 (A\$000)	Total share	Rank	Growth (yoy)	
Exports to Kazakhstan	21,078	0.0%	98th	38.7%
Imports from Kazakhstan	7,505	0.0%	121st	201.5%
Total merchandise trade (exports + imports)	28,583	0.0%	121st	61.6%

Major Australian exports, 2018-19 (A\$000)

Live animals (excl seafood)	2,157
Specialised machinery & parts	2,084
Hand or machine tools	1,840
Measuring & analysing instruments	1,692

Major Australian imports, 2018-19 (A\$000)

Copper	3,583
Pig-iron	2,673
Railway vehicles (incl hovertrains)	928
Inorganic chemical elements	284

Australia's trade in services with Kazakhstan, 2018-19 (A\$m)

	Total share	Rank	Growth (yoy)	
Exports of services to Kazakhstan	21	0.0%	94th	23.5%
Imports of services from Kazakhstan	12	0.0%	114th	20.0%

Australia's investment relationship with Kazakhstan, 2018 (A\$m)

	Total	FDI
Australia's investment in Kazakhstan	81	np
Kazakhstan's investment in Australia	24	0

Kazakhstan's global merchandise trade relationships

Kazakhstan's principal export destinations, 2018

1 Italy	19.3%
2 China	10.3%
3 The Netherlands	10.2%
65 Australia	0.0%

Kazakhstan's principal import sources, 2018

1 Russian Federation	38.1%
2 China	16.5%
3 Germany	5.1%
51 Australia	0.1%