



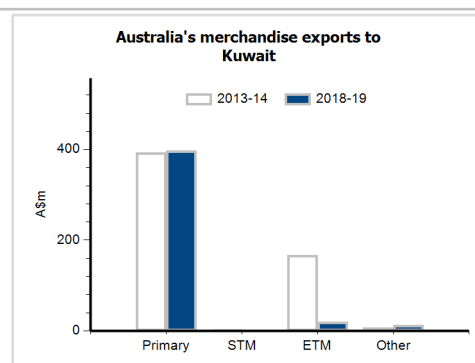
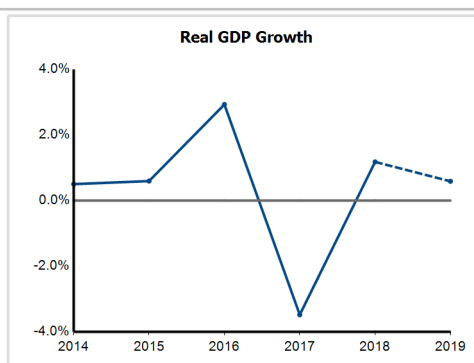
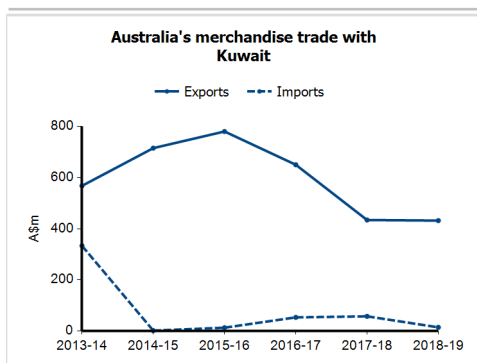
General information

Capital:	Kuwait City
Land area:	17,820 sq km
Official language(s):	Arabic
Population:	4.6 million (2018)
Currency:	Kuwaiti dinar

Head of State	Emir HH Sheikh Sabah Al-Ahmed Al-Jaber Al-Sabah
Head of Government	Prime Minister HH Sheikh Sabah Al-Khaled Al-Hamad Al-Sabah

Economic indicators (a)

	2014	2015	2016	2017	2018	2019
GDP (US\$b) (current prices)	162.7	114.6	109.4	119.5	141.6	137.6
GDP per capita (US\$)	40,278.0	27,398.1	25,267.1	26,863.3	30,969.4	29,267.0
GDP PPP (Int'l \$b)	283.0	287.6	299.1	294.1	304.9	312.1
GDP per capita PPP (Int'l \$)	70,058.9	68,762.1	69,095.3	66,102.8	66,652.4	66,386.7
Real GDP growth (% change yoy)	0.5	0.6	2.9	-3.5	1.2	0.6
Current account balance (US\$b)	54.4	4.0	-5.1	9.6	20.4	11.3
Current account balance (% GDP)	33.4	3.5	-4.6	8.0	14.4	8.2
Inflation (% change yoy)	3.1	3.7	3.5	1.5	0.6	1.5
Unemployment (% labour force)	1.7	1.3	1.3	1.3	1.3	1.3



Australia's trade and investment relationship with Kuwait (b)

Australian merchandise trade with Kuwait, 2018-19 (A\$m)	Total share	Rank	Growth (yoy)	
Exports to Kuwait	432	0.1%	43rd	-0.6%
Imports from Kuwait	14	0.0%	109th	-75.4%
Total merchandise trade (exports + imports)	446	0.1%	59th	-9.2%

Major Australian exports, 2018-19 (A\$m)

Wheat	163
Meat (excl beef), f.c.f.	90
Live animals (excl seafood)	39
Beef, f.c.f.	25

Major Australian imports, 2018-19 (A\$m)

Fertilisers (excl crude)	13
--------------------------	----

Australia's trade in services with Kuwait, 2018-19 (A\$m)

	Total share	Rank	Growth (yoy)	
Exports of services to Kuwait	46	0.0%	72nd	-25.8%
Imports of services from Kuwait	161	0.2%	50th	5.2%

Australia's investment relationship with Kuwait, 2018 (A\$m)

	Total	FDI
Australia's investment in Kuwait	82	np
Kuwait's investment in Australia	10,744	np

Kuwait's global merchandise trade relationships

Kuwait's principal export destinations, 2018

1 China	22.1%
2 Republic of Korea	18.2%
3 India	11.3%
40 Australia	0.1%

Kuwait's principal import sources, 2018

1 China	16.6%
2 United States	8.6%
3 United Arab Emirates	8.6%
21 Australia	1.0%