



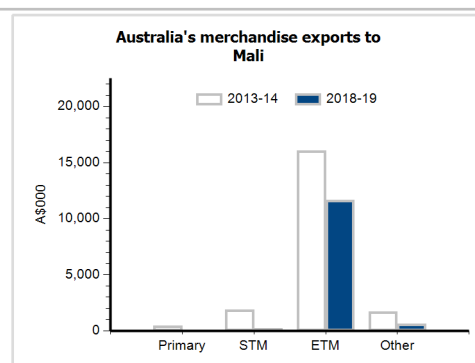
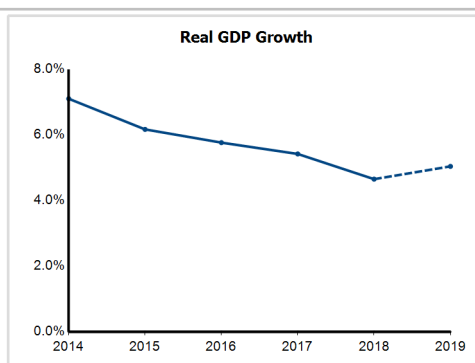
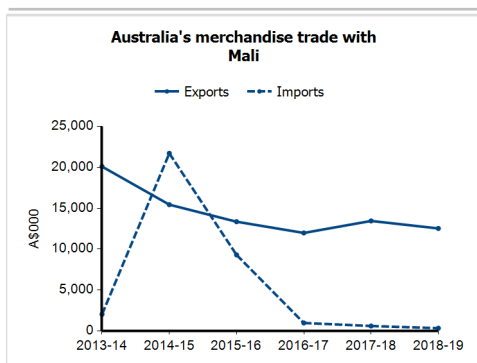
## General information

<b>Capital:</b>	Bamako
<b>Land area:</b>	1,220,190 sq km
<b>Official language(s):</b>	French
<b>Population:</b>	18.5 million (2018)
<b>Currency:</b>	CFA franc

<b>Head of State</b>
President HE Mr Ibrahim Boubacar Keïta
<b>Head of Government</b>
Prime Minister HE Dr Boubou Cissé

## Economic indicators (a)

	2014	2015	2016	2017	2018	2019
<b>GDP (US\$b) (current prices)</b>	14.4	13.1	14.0	15.4	17.2	17.6
<b>GDP per capita (US\$)</b>	872.0	772.6	802.4	854.1	926.5	924.2
<b>GDP PPP (Int'l \$b)</b>	33.4	35.9	38.3	41.2	44.1	47.2
<b>GDP per capita PPP (Int'l \$)</b>	2,029.2	2,114.5	2,194.2	2,287.7	2,380.0	2,470.8
<b>Real GDP growth (% change yoy)</b>	7.1	6.2	5.8	5.4	4.7	5.0
<b>Current account balance (US\$b)</b>	-0.7	-0.7	-1.0	-1.1	-0.6	-1.0
<b>Current account balance (% GDP)</b>	-4.7	-5.3	-7.2	-7.3	-3.8	-5.5
<b>Inflation (% change yoy)</b>	2.7	1.4	-1.8	1.8	1.7	0.2
<b>Unemployment (% labour force)</b>	6.4	7.7	9.7	9.4	9.6	na



## Australia's trade and investment relationship with Mali (b)

### Australian merchandise trade with Mali, 2018-19 (A\$000)

Exports to Mali	12,532
Imports from Mali	330
Total merchandise trade (exports + imports)	12,862

	Total share	Rank	Growth (yoy)
Exports to Mali	0.0%	111th	-6.8%
Imports from Mali	0.0%	167th	-45.0%
Total merchandise trade (exports + imports)	0.0%	138th	-8.5%

### Major Australian exports, 2018-19 (A\$000)

Electrical circuits equipment	1,694
Civil engineering equipment & parts	1,510
Telecom equipment & parts	1,357
Pumps for liquids & parts	1,153

### Major Australian imports, 2018-19 (A\$000)

Flat-rolled alloy steel	86
Manufactures of base metal, nes	59
Crude vegetable matter, nes	51
Fruit, prepared or preserved	29

### Australia's trade in services with Mali, 2018-19 (A\$m)

Exports of services to Mali	8
Imports of services from Mali	7

	Total share	Rank	Growth (yoy)
Exports of services to Mali	0.0%	120th	33.3%
Imports of services from Mali	0.0%	129th	40.0%

### Australia's investment relationship with Mali, 2018 (A\$m)

Australia's investment in Mali	np
Mali's investment in Australia	np

	Total	FDI
Australia's investment in Mali	np	np
Mali's investment in Australia	np	0

## Mali's global merchandise trade relationships

### Mali's principal export destinations, 2018

1 Switzerland	31.1%
2 South Africa	27.3%
3 Senegal	21.7%
40 Australia	0.0%

### Mali's principal import sources, 2018

1 Senegal	18.4%
2 China	14.7%
3 Côte d'Ivoire	9.4%
26 Australia	0.7%