



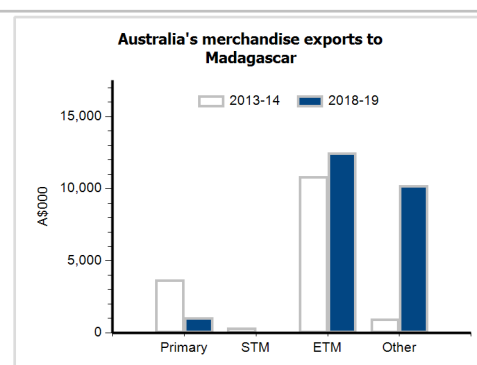
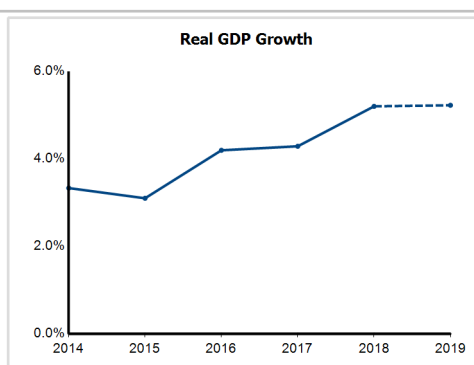
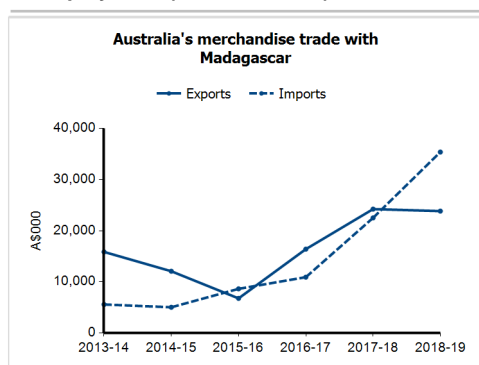
General information

Capital:	Antananarivo
Land area:	581,795 sq km
Official language(s):	Malagasy, French, English
Population:	26.3 million (2018)
Currency:	Ariary

Head of State	Mr Andry Nirina Rajoelina
Head of Government	Prime Minister Mr Christian Ntsay

Economic indicators (a)

	2014	2015	2016	2017	2018	2019
GDP (US\$b) (current prices)	10.7	9.7	10.1	11.5	12.1	12.6
GDP per capita (US\$)	452.8	400.3	406.4	447.6	459.3	463.9
GDP PPP (Int'l \$b)	34.2	35.6	37.5	39.8	42.9	46.0
GDP per capita PPP (Int'l \$)	1,450.4	1,469.6	1,504.8	1,555.3	1,630.6	1,699.3
Real GDP growth (% change yoy)	3.3	3.1	4.2	4.3	5.2	5.2
Current account balance (US\$b)	0.0	-0.2	0.1	-0.1	0.1	-0.2
Current account balance (% GDP)	-0.3	-1.9	0.6	-0.5	0.8	-1.6
Inflation (% change yoy)	6.1	7.4	6.7	8.3	7.3	6.7
Unemployment (% labour force)	1.3	1.8	1.8	1.7	1.7	na



Australia's trade and investment relationship with Madagascar (b)

Australian merchandise trade with Madagascar, 2018-19 (A\$000)	Total share	Rank	Growth (yoy)	
Exports to Madagascar	23,834	0.0%	96th	-1.6%
Imports from Madagascar	35,392	0.0%	86th	57.2%
Total merchandise trade (exports + imports)	59,227	0.0%	100th	26.7%

Major Australian exports, 2018-19 (A\$000)

Taps, cocks & valves	5,443
Pumps for liquids & parts	1,237
Animal oils & fats	1,041
Vehicle parts & accessories	903

Major Australian imports, 2018-19 (A\$000)

Spices	13,078
Other ores & concentrates	8,158
Other textile clothing	6,397
Women's clothing (excl knitted)	1,867

*Includes \$10m of confidential items, 43% of total exports.

Australia's trade in services with Madagascar, 2018-19 (A\$m)

	Total share	Rank	Growth (yoy)	
Exports of services to Madagascar	7	0.0%	122nd	250.0%
Imports of services from Madagascar	13	0.0%	110th	62.5%

Australia's investment relationship with Madagascar, 2018 (A\$m)

	Total	FDI
Australia's investment in Madagascar	0	0
Madagascar's investment in Australia	np	0

Madagascar's global merchandise trade relationships

Madagascar's principal export destinations, 2017

1 France	22.7%
2 United States	18.7%
3 Germany	7.1%
26 Australia	0.4%

Madagascar's principal import sources, 2017

1 China	20.8%
2 United Arab Emirates	7.6%
3 India	7.5%
33 Australia	0.3%