



General information

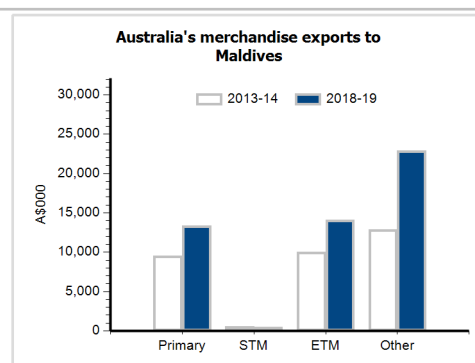
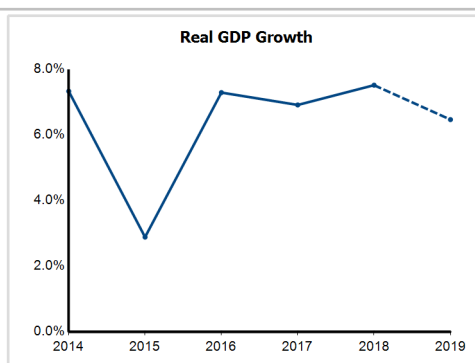
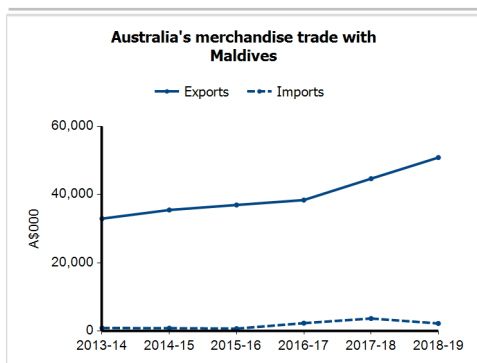
Capital:	Malé
Land area:	300 sq km
Official language(s):	Divehi
Population:	366,000 (2018)
Currency:	Rufiyaa

Head of State and Head of Government

President HE Mr Ibrahim Mohamed Solih

Economic indicators (a)

	2014	2015	2016	2017	2018	2019
GDP (US\$b) (current prices)	3.7	4.1	4.4	4.9	5.3	5.8
GDP per capita (US\$)	10,787.5	11,781.1	12,447.2	13,510.2	14,571.3	15,562.5
GDP PPP (Int'l \$b)	5.9	6.2	6.7	7.3	8.0	8.7
GDP per capita PPP (Int'l \$)	17,294.5	17,681.9	18,850.8	20,194.3	21,873.7	23,311.8
Real GDP growth (% change yoy)	7.3	2.9	7.3	6.9	7.5	6.5
Current account balance (US\$b)	-0.1	-0.3	-1.0	-1.1	-1.3	-1.2
Current account balance (% GDP)	-3.7	-7.5	-23.2	-21.9	-25.3	-20.4
Inflation (% change yoy)	2.1	1.9	0.8	2.3	1.4	1.5
Unemployment (% labour force)	5.2	5.7	6.1	5.8	6.1	na



Australia's trade and investment relationship with Maldives (b)

Australian merchandise trade with Maldives, 2018-19 (A\$000)

Exports to Maldives	50,892
Imports from Maldives	2,182
Total merchandise trade (exports + imports)	53,074

	Total share	Rank	Growth (yoy)
Exports to Maldives	0.0%	77th	13.9%
Imports from Maldives	0.0%	141st	-40.0%
Total merchandise trade (exports + imports)	0.0%	102nd	9.8%

Major Australian exports, 2018-19 (A\$000)

Meat (excl beef), f.c.f.	4,926
Aircraft, spacecraft & parts	4,557
Milk, cream, whey & yoghurt	2,580
Internal combustion piston engines	2,292

Major Australian imports, 2018-19 (A\$000)

Fish, f.c.f.	1,086
Internal combustion piston engines	703
Non-electric engines & motors	140
Aircraft, spacecraft & parts	67

*Includes \$23m of special transactions, 45% of total exports.

Australia's trade in services with Maldives, 2018-19 (A\$m)

Exports of services to Maldives	12
Imports of services from Maldives	95

	Total share	Rank	Growth (yoy)
Exports of services to Maldives	0.0%	111th	-7.7%
Imports of services from Maldives	0.1%	63rd	23.4%

Australia's investment relationship with Maldives, 2018 (A\$m)

Australia's investment in Maldives	
Maldives' investment in Australia	

	Total	FDI
Australia's investment in Maldives	np	0
Maldives' investment in Australia	np	0

Maldives' global merchandise trade relationships

Maldives' principal export destinations, 2018

1 Thailand	36.3%
2 Germany	12.7%
3 United Kingdom	9.2%
22 Australia	0.3%

Maldives' principal import sources, 2018

1 United Arab Emirates	18.1%
2 China	16.5%
3 Singapore	12.5%
14 Australia	1.5%