



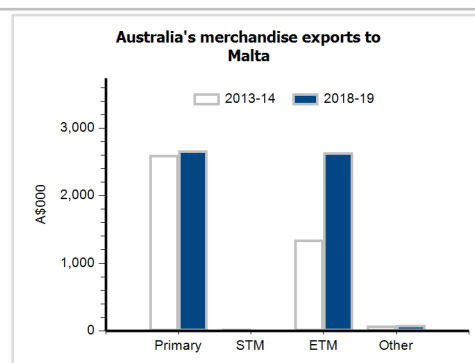
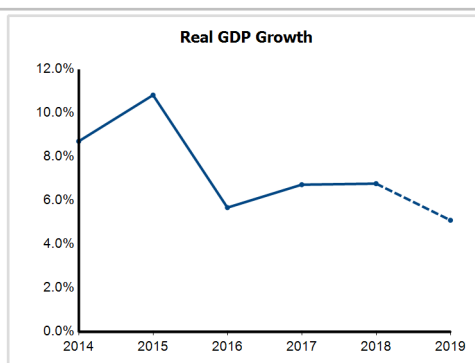
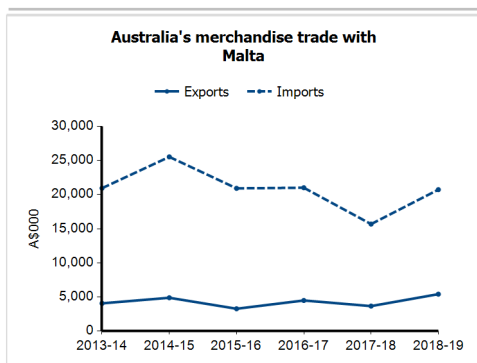
## General information

<b>Capital:</b>	Valletta
<b>Land area:</b>	320 sq km
<b>Official language(s):</b>	Maltese, English
<b>Population:</b>	476,000 (2018)
<b>Currency:</b>	Euro

<b>Head of State</b>	President HE Dr George Vella
<b>Head of Government</b>	Prime Minister The Hon Dr Robert Abela

## Economic indicators (a)

	2014	2015	2016	2017	2018	2019
<b>GDP (US\$b) (current prices)</b>	11.3	10.7	11.4	12.8	14.6	14.9
<b>GDP per capita (US\$)</b>	26,328.8	24,373.2	25,419.8	27,730.1	30,608.5	30,650.2
<b>GDP PPP (Int'l \$b)</b>	15.1	16.9	18.1	19.6	21.5	23.0
<b>GDP per capita PPP (Int'l \$)</b>	35,188.3	38,481.0	40,107.9	42,674.7	45,163.5	47,405.0
<b>Real GDP growth (% change yoy)</b>	8.7	10.8	5.7	6.7	6.8	5.1
<b>Current account balance (US\$b)</b>	1.0	0.3	0.4	1.3	1.4	1.1
<b>Current account balance (% GDP)</b>	8.7	2.8	3.8	10.5	9.8	7.6
<b>Inflation (% change yoy)</b>	0.8	1.2	0.9	1.3	1.7	1.7
<b>Unemployment (% labour force)</b>	5.7	5.4	4.7	4.0	3.7	3.8



## Australia's trade and investment relationship with Malta (b)

Australian merchandise trade with Malta, 2018-19 (A\$'000)	Total share	Rank	Growth (yoy)
Exports to Malta	0.0%	131st	48.2%
Imports from Malta	0.0%	99th	32.2%
Total merchandise trade (exports + imports)	0.0%	124th	35.2%

### Major Australian exports, 2018-19 (A\$'000)

Cheese & curd	1,361
Margarine	1,098
Ships, boats & floating structures	715
Electrical machinery & parts, nes	307

### Major Australian imports, 2018-19 (A\$'000)

Medical instruments (incl veterinary)	8,110
Medicaments (incl veterinary)	3,866
Ships, boats & floating structures	1,696
Salts of inorganic acids & metals	1,553

### Australia's trade in services with Malta, 2018-19 (A\$m)

	Total share	Rank	Growth (yoy)
Exports of services to Malta	0.0%	103rd	-43.3%
Imports of services from Malta	0.1%	61st	2.8%

### Australia's investment relationship with Malta, 2018 (A\$m)

	Total	FDI
Australia's investment in Malta	53	np
Malta's investment in Australia	69	0

## Malta's global merchandise trade relationships

### Malta's principal export destinations, 2018

1 Germany	16.4%
2 Italy	12.4%
3 France	10.6%
52 Australia	0.2%

### Malta's principal import sources, 2018

1 Italy	25.4%
2 United Kingdom	9.2%
3 Germany	8.1%
63 Australia	0.1%