



General information

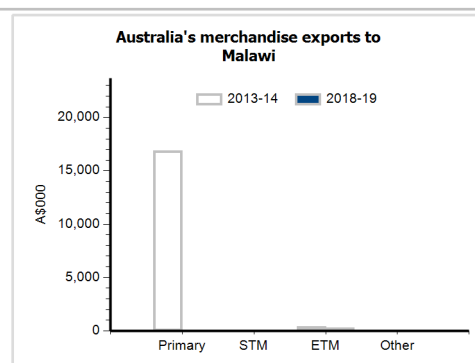
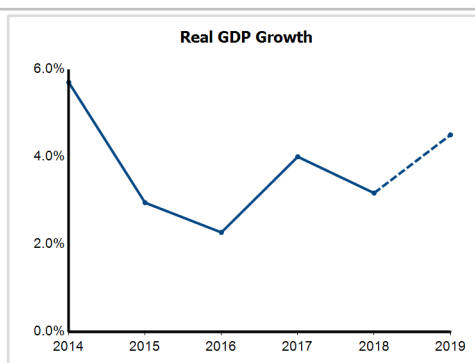
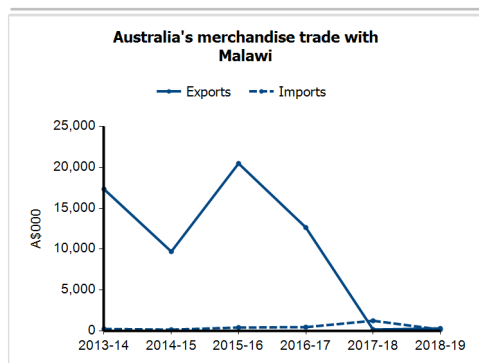
Capital:	Lilongwe
Land area:	94,280 sq km
Official language(s):	Chichewa, English
Population:	19.7 million (2018)
Currency:	Kwacha

Head of State and Head of Government

President Dr Lazarus McCarthy Chakwera

Economic indicators (a)

	2014	2015	2016	2017	2018	2019
GDP (US\$b) (current prices)	6.1	6.4	5.5	6.2	6.9	7.5
GDP per capita (US\$)	344.0	353.5	294.8	325.0	349.9	370.7
GDP PPP (Int'l \$b)	19.7	20.4	21.1	22.4	23.7	25.2
GDP per capita PPP (Int'l \$)	1,116.7	1,129.1	1,134.0	1,168.0	1,199.8	1,240.4
Real GDP growth (% change yoy)	5.7	3.0	2.3	4.0	3.2	4.5
Current account balance (US\$b)	-0.5	-1.1	-1.0	-1.6	-1.1	-1.1
Current account balance (% GDP)	-8.2	-17.2	-18.5	-25.6	-15.3	-14.3
Inflation (% change yoy)	23.8	21.9	21.7	11.5	9.2	8.8
Unemployment (% labour force)	5.9	5.8	5.7	5.5	5.4	na



Australia's trade and investment relationship with Malawi (b)

Australian merchandise trade with Malawi, 2018-19 (A\$000)

		Total share	Rank	Growth (yoy)
Exports to Malawi	297	0.0%	197th	76.1%
Imports from Malawi	159	0.0%	179th	-87.2%
Total merchandise trade (exports + imports)	456	0.0%	202nd	-67.6%

Major Australian exports, 2018-19 (A\$000)

Passenger motor vehicles	161
Civil engineering equipment & parts	43
Medicaments (incl veterinary)	30
Medical instruments (incl veterinary)	12

Major Australian imports, 2018-19 (A\$000)

Coffee & substitutes	144
Vehicle parts & accessories	13
Pearls & gems	2

Australia's trade in services with Malawi, 2018-19 (A\$m)

		Total share	Rank	Growth (yoy)
Exports of services to Malawi	6	0.0%	127th	-40.0%
Imports of services from Malawi	8	0.0%	121st	33.3%

Australia's investment relationship with Malawi, 2018 (A\$m)

		Total	FDI
Australia's investment in Malawi		np	np
Malawi's investment in Australia		np	0

Malawi's global merchandise trade relationships

Malawi's principal export destinations, 2018

1 Belgium	22.4%
2 Tanzania	13.9%
3 South Africa	7.7%
98 Australia	0.0%

Malawi's principal import sources, 2018

1 South Africa	20.4%
2 China	12.6%
3 India	9.2%
70 Australia	0.0%