



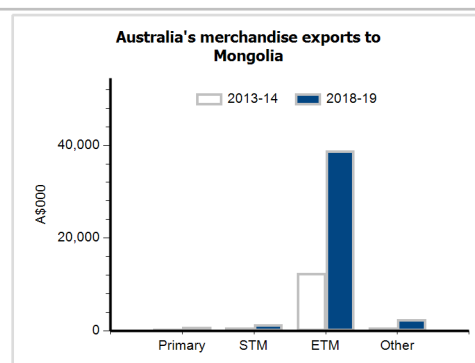
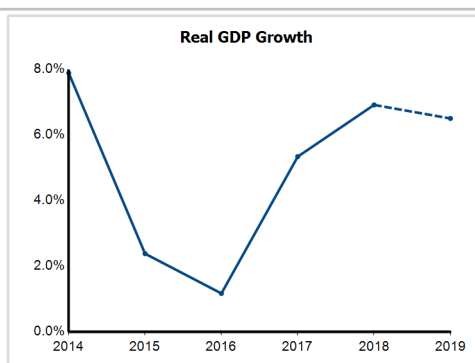
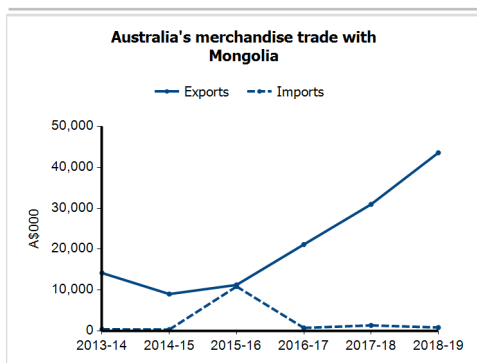
General information

| | |
|------------------------------|--------------------|
| Capital: | Ulaanbaatar |
| Land area: | 1,553,560 sq km |
| Official language(s): | Khalkh Mongol |
| Population: | 3.2 million (2018) |
| Currency: | Tugrik |

| |
|--|
| Head of State |
| President HE Mr Khaltmaagiin Battulga |
| Head of Government |
| Prime Minister HE Mr Khurelsukh Ukhnaa |

Economic indicators (a)

| | 2014 | 2015 | 2016 | 2017 | 2018 | 2019 |
|--|----------|----------|----------|----------|----------|----------|
| GDP (US\$b) (current prices) | 12.2 | 11.8 | 11.2 | 11.4 | 13.0 | 13.6 |
| GDP per capita (US\$) | 4,081.0 | 3,842.5 | 3,576.8 | 3,595.4 | 4,017.2 | 4,132.7 |
| GDP PPP (Int'l \$b) | 35.0 | 36.3 | 37.1 | 39.8 | 43.6 | 47.2 |
| GDP per capita PPP (Int'l \$) | 11,698.8 | 11,857.2 | 11,878.5 | 12,515.5 | 13,451.2 | 14,309.0 |
| Real GDP growth (% change yoy) | 7.9 | 2.4 | 1.2 | 5.3 | 6.9 | 6.5 |
| Current account balance (US\$b) | -1.4 | -0.5 | -0.7 | -1.2 | -2.2 | -2.0 |
| Current account balance (% GDP) | -11.3 | -4.0 | -6.3 | -10.1 | -17.0 | -14.4 |
| Inflation (% change yoy) | 12.9 | 5.9 | 0.5 | 4.6 | 7.7 | 9.0 |
| Unemployment (% labour force) | 7.9 | 7.5 | 10.0 | 10.0 | 10.0 | 9.0 |



Australia's trade and investment relationship with Mongolia (b)

| Australian merchandise trade with Mongolia, 2018-19 (A\$000) | Total share | Rank | Growth (yoy) | |
|--|-------------|------|--------------|--------|
| Exports to Mongolia | 43,577 | 0.0% | 81st | 40.8% |
| Imports from Mongolia | 827 | 0.0% | 158th | -38.5% |
| Total merchandise trade (exports + imports) | 44,404 | 0.0% | 109th | 37.5% |

Major Australian exports, 2018-19 (A\$000)

| | |
|-------------------------------------|-------|
| Hand or machine tools | 7,360 |
| Civil engineering equipment & parts | 3,775 |
| Electrical circuits equipment | 3,607 |
| Electrical machinery & parts, nes | 3,482 |

Major Australian imports, 2018-19 (A\$000)

| | |
|-------------------------------------|-----|
| Civil engineering equipment & parts | 390 |
| Other textile clothing | 94 |
| Telecom equipment & parts | 57 |
| Measuring & analysing instruments | 51 |

Australia's trade in services with Mongolia, 2018-19 (A\$m)

| | Total share | Rank | Growth (yoy) | |
|-----------------------------------|-------------|------|--------------|-------|
| Exports of services to Mongolia | 165 | 0.2% | 47th | -9.8% |
| Imports of services from Mongolia | 17 | 0.0% | 105th | 6.3% |

Australia's investment relationship with Mongolia, 2018 (A\$m)

| | Total | FDI |
|------------------------------------|-------|-----|
| Australia's investment in Mongolia | np | np |
| Mongolia's investment in Australia | np | np |

Mongolia's global merchandise trade relationships

Mongolia's principal export destinations, 2018

| | |
|----------------------|-------|
| 1 China | 92.8% |
| 2 United Kingdom | 2.5% |
| 3 Russian Federation | 1.2% |
| 23 Australia | 0.0% |

Mongolia's principal import sources, 2018

| | |
|----------------------|-------|
| 1 China | 33.5% |
| 2 Russian Federation | 29.1% |
| 3 Japan | 9.6% |
| 11 Australia | 0.8% |