



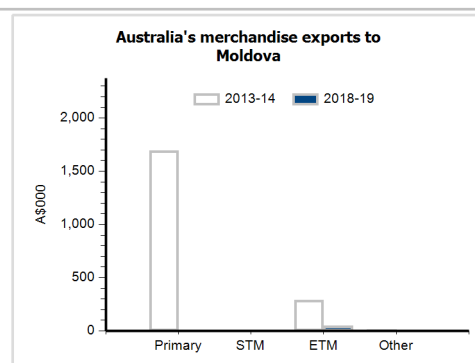
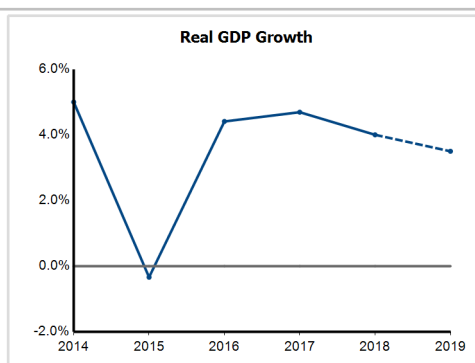
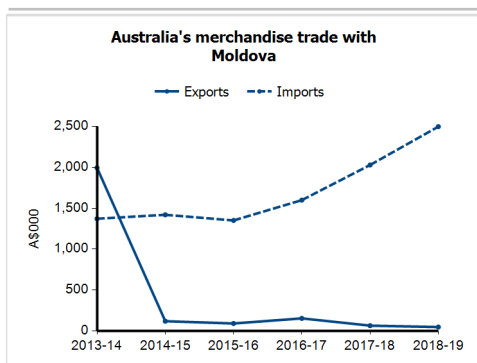
General information

Capital:	Chisinau
Land area:	32,860 sq km
Official language(s):	Romanian
Population:	3.5 million (2018)
Currency:	Leu

Head of State
President HE Mr Igor Dodon
Head of Government
Prime Minister HE Mr Ion Chicu

Economic indicators (a)

	2014	2015	2016	2017	2018	2019
GDP (US\$b) (current prices)	9.5	7.7	8.1	9.7	11.3	11.7
GDP per capita (US\$)	2,675.0	2,174.3	2,273.2	2,726.5	3,190.8	3,300.1
GDP PPP (Int'l \$b)	21.5	21.6	22.8	24.3	25.9	27.3
GDP per capita PPP (Int'l \$)	6,034.7	6,080.5	6,418.2	6,854.0	7,307.2	7,703.2
Real GDP growth (% change yoy)	5.0	-0.3	4.4	4.7	4.0	3.5
Current account balance (US\$b)	-0.6	-0.5	-0.3	-0.6	-1.2	-1.1
Current account balance (% GDP)	-6.0	-6.0	-3.5	-5.8	-10.5	-9.1
Inflation (% change yoy)	5.1	9.6	6.4	6.6	3.1	4.9
Unemployment (% labour force)	3.9	5.0	4.2	4.1	3.0	3.0



Australia's trade and investment relationship with Moldova (b)

Australian merchandise trade with Moldova, 2018-19 (A\$000)	Total share	Rank	Growth (yoy)
Exports to Moldova	0.0%	212th	-27.2%
Imports from Moldova	0.0%	137th	23.1%
Total merchandise trade (exports + imports)	0.0%	174th	21.6%

Major Australian exports, 2018-19 (A\$000)

Medicaments (incl veterinary)	19
Printing machinery & parts	14
Electrical machinery & parts, nes	12
Rotating electric plant & parts	2

Major Australian imports, 2018-19 (A\$000)

Women's clothing (excl knitted)	617
Men's clothing (excl knitted)	328
Travel goods, bags & like containers	278
Oil-seeds & oleaginous fruits, soft	260

Australia's trade in services with Moldova, 2018-19 (A\$m)

	Total share	Rank	Growth (yoy)
Exports of services to Moldova	0.0%	163rd	0.0%
Imports of services from Moldova	0.0%	168th	0.0%

Australia's investment relationship with Moldova, 2018 (A\$m)

	Total	FDI
Australia's investment in Moldova	0	0
Moldova's investment in Australia	0	0

Moldova's global merchandise trade relationships

Moldova's principal export destinations, 2018

1 Romania	29.3%
2 Italy	11.4%
3 Germany	8.1%
84 Australia	0.0%

Moldova's principal import sources, 2018

1 Romania	14.5%
2 Russian Federation	12.5%
3 China	10.4%
80 Australia	0.0%