



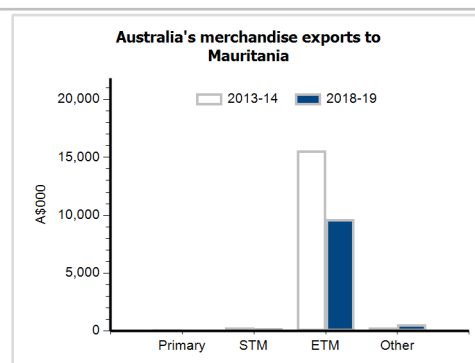
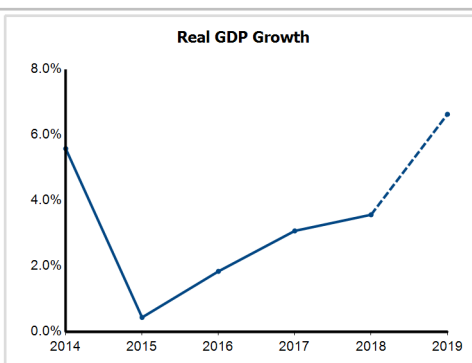
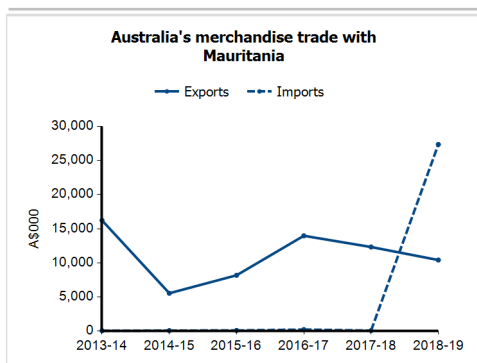
## General information

<b>Capital:</b>	Nouakchott
<b>Land area:</b>	1,030,700 sq km
<b>Official language(s):</b>	Arabic
<b>Population:</b>	4.0 million (2018)
<b>Currency:</b>	Ouguiya

<b>Head of State</b>	President HE Mr Mohamed Ould Ghazouani
<b>Head of Government</b>	Prime Minister HE Mr Mohamed Ould Bilal

## Economic indicators (a)

	2014	2015	2016	2017	2018	2019
<b>GDP (US\$b) (current prices)</b>	5.4	4.8	4.7	4.9	5.2	5.7
<b>GDP per capita (US\$)</b>	1,488.8	1,303.5	1,235.2	1,268.9	1,319.3	1,392.5
<b>GDP PPP (Int'l \$b)</b>	15.7	15.9	16.4	17.2	18.3	19.8
<b>GDP per capita PPP (Int'l \$)</b>	4,332.8	4,296.7	4,319.1	4,432.9	4,598.2	4,881.4
<b>Real GDP growth (% change yoy)</b>	5.6	0.4	1.8	3.1	3.6	6.6
<b>Current account balance (US\$b)</b>	-1.5	-1.0	-0.7	-0.7	-1.0	-0.8
<b>Current account balance (% GDP)</b>	-27.3	-19.8	-15.1	-14.4	-18.4	-13.7
<b>Inflation (% change yoy)</b>	3.8	0.5	1.5	2.3	3.1	3.0
<b>Unemployment (% labour force)</b>	10.2	10.8	10.4	10.3	10.3	na



## Australia's trade and investment relationship with Mauritania (b)

Australian merchandise trade with Mauritania, 2018-19 (A\$000)	Total share	Rank	Growth (yoy)	
Exports to Mauritania	10,403	0.0%	113th	-15.5%
Imports from Mauritania	27,363	0.0%	94th	..
Total merchandise trade (exports + imports)	37,766	0.0%	115th	205.4%

### Major Australian exports, 2018-19 (A\$000)

Civil engineering equipment & parts	3,854
Specialised machinery & parts	1,315
Electrical machinery & parts, nes	480
Goods vehicles	443

### Major Australian imports, 2018-19 (A\$000)

Iron ores & concentrates	27,303
Pumps (excl liquid pumps) & parts	33
Electronic integrated circuits	7
Men's clothing (excl knitted)	5

### Australia's trade in services with Mauritania, 2018-19 (A\$m)

	Total share	Rank	Growth (yoy)	
Exports of services to Mauritania	1	0.0%	163rd	0.0%
Imports of services from Mauritania	2	0.0%	157th	0.0%

### Australia's investment relationship with Mauritania, 2018 (A\$m)

	Total	FDI
Australia's investment in Mauritania	np	np
Mauritania's investment in Australia	np	0

## Mauritania's global merchandise trade relationships

### Mauritania's principal export destinations, 2017

1 China	35.1%
2 Switzerland	15.4%
3 Spain	11.6%
.. Australia	na

### Mauritania's principal import sources, 2017

1 Republic of Korea	18.1%
2 United Arab Emirates	8.9%
3 Norway	7.8%
41 Australia	0.2%