



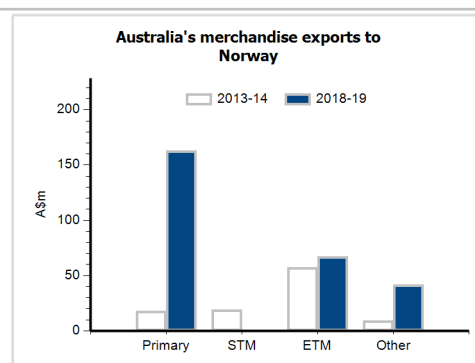
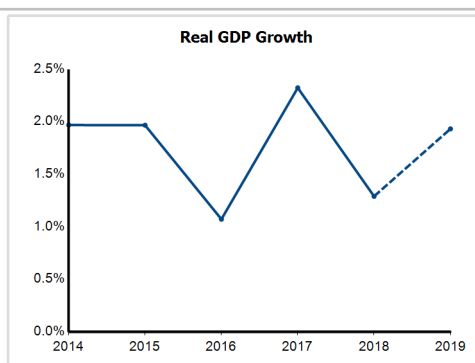
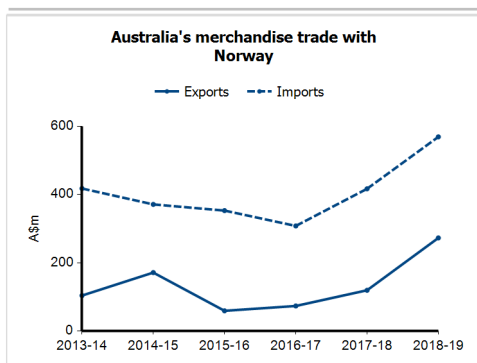
General information

Capital:	Oslo
Land area:	365,268 sq km
Official language(s):	Norwegian (Bokmål and Nynorsk)
Population:	5.3 million (2018)
Currency:	Norwegian Krone

Head of State	HM King Harald V
Head of Government	Prime Minister Ms Erna Solberg

Economic indicators (a)

	2014	2015	2016	2017	2018	2019
GDP (US\$b) (current prices)	498.4	385.8	368.8	398.4	434.2	417.6
GDP per capita (US\$)	96,657.6	74,115.2	70,223.8	75,306.6	81,550.0	77,975.4
GDP PPP (Int'l \$b)	347.9	358.4	366.0	381.5	395.9	410.7
GDP per capita PPP (Int'l \$)	67,460.0	68,849.2	69,682.0	72,120.2	74,357.1	76,684.5
Real GDP growth (% change yoy)	2.0	2.0	1.1	2.3	1.3	1.9
Current account balance (US\$b)	52.5	30.6	14.8	22.5	35.0	28.7
Current account balance (% GDP)	10.5	7.9	4.0	5.7	8.1	6.9
Inflation (% change yoy)	2.0	2.2	3.6	1.9	2.8	2.3
Unemployment (% labour force)	3.6	4.5	4.7	4.2	3.9	3.6



Australia's trade and investment relationship with Norway (b)

Australian merchandise trade with Norway, 2018-19 (A\$m)

		Total share	Rank	Growth (yoy)
Exports to Norway	273	0.1%	48th	128.8%
Imports from Norway	570	0.2%	45th	36.5%
Total merchandise trade (exports + imports)	843	0.1%	45th	57.0%

Major Australian exports, 2018-19 (A\$m)

Aluminium ores & conc (incl alumina)	144
Pharm products (excl medicaments)	11
Electrical machinery & parts, nes	8
Other ores & concentrates	7

Major Australian imports, 2018-19 (A\$m)

Ships, boats & floating structures	113
Pumps for liquids & parts	64
Electrical distributing equipment	61
Fish, f.c.f.	58

*Includes \$42m of confidential items & special transactions, 15% of total exports.

Australia's trade in services with Norway, 2018-19 (A\$m)

		Total share	Rank	Growth (yoy)
Exports of services to Norway	284	0.3%	36th	1.8%
Imports of services from Norway	541	0.5%	28th	1.7%

Major Australian services exports, 2018-19 (A\$m)

Transport	92
Education-related travel	87

Major Australian services imports, 2018-19 (A\$m)

Transport	367
Professional, technical & other business	81

Australia's investment relationship with Norway, 2018 (A\$m)

	Total	FDI
Australia's investment in Norway	9,123	np
Norway's investment in Australia	19,636	652

Norway's global merchandise trade relationships

Norway's principal export destinations, 2018

1 United Kingdom	21.6%
2 Germany	16.0%
3 The Netherlands	10.6%
30 Australia	0.2%

Norway's principal import sources, 2018

1 Sweden	12.1%
2 Germany	10.9%
3 China	10.0%
42 Australia	0.2%