



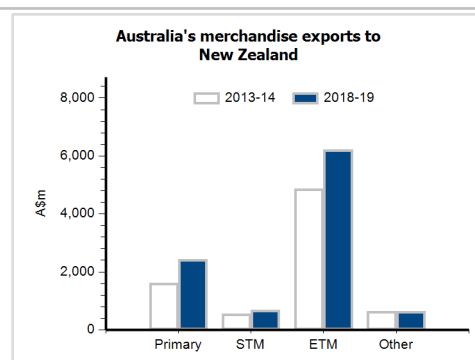
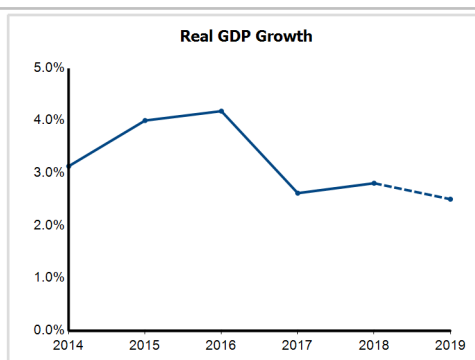
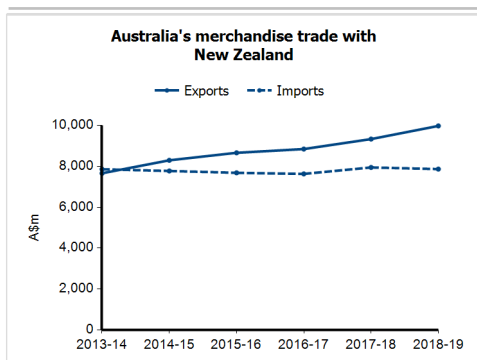
General information

Capital:	Wellington
Land area:	263,310 sq km
Official language(s):	English, Māori, NZ Sign Language
Population:	4.9 million (2018)
Currency:	New Zealand dollar

Head of State	HM Queen Elizabeth II, represented by the Governor-General HE The Right Honourable Dame Patsy Reddy
Head of Government	Prime Minister The Rt Hon Jacinda Ardern

Economic indicators (a)

	2014	2015	2016	2017	2018	2019
GDP (US\$b) (current prices)	199.8	175.4	185.1	200.5	203.1	204.7
GDP per capita (US\$)	43,858.1	37,743.2	38,982.5	41,381.8	41,204.7	40,634.1
GDP PPP (Int'l \$b)	162.3	170.5	179.5	187.7	197.7	206.2
GDP per capita PPP (Int'l \$)	35,630.4	36,696.0	37,814.1	38,742.8	40,095.7	40,942.6
Real GDP growth (% change yoy)	3.1	4.0	4.2	2.6	2.8	2.5
Current account balance (US\$b)	-6.3	-5.2	-4.0	-5.8	-7.8	-8.4
Current account balance (% GDP)	-3.1	-3.0	-2.2	-2.9	-3.8	-4.1
Inflation (% change yoy)	1.2	0.3	0.6	1.9	1.6	1.4
Unemployment (% labour force)	5.4	5.4	5.1	4.7	4.3	4.3



Australia's trade and investment relationship with New Zealand (b)

Australian merchandise trade with New Zealand, 2018-19 (A\$m)	Total share	Rank	Growth (yoy)
Exports to New Zealand	2.7%	8th	6.9%
Imports from New Zealand	2.5%	9th	-1.0%
Total merchandise trade (exports + imports)	2.6%	9th	3.3%

Major Australian exports, 2018-19 (A\$m)

Telecom equipment & parts	412
Aluminium ores & conc (incl alumina)	394
Computers	316
Medicaments (incl veterinary)	315

Major Australian imports, 2018-19 (A\$m)

Edible products & preparations, nes	904
Crude petroleum	663
Gold	563
Tobacco, manufactured	529

Australia's trade in services with New Zealand, 2018-19 (A\$m)

	Total share	Rank	Growth (yoy)
Exports of services to New Zealand	6.2%	4th	21.0%
Imports of services from New Zealand	6.6%	3rd	11.8%

Major Australian services exports, 2018-19 (A\$m)

Personal travel excluding education	2,146
Transport	718

Major Australian services imports, 2018-19 (A\$m)

Personal travel excluding education	3,756
Professional, technical & other business	1,154

Australia's investment relationship with New Zealand, 2018 (A\$m)

	Total	FDI
Australia's investment in New Zealand	96,720	56,401
New Zealand's investment in Australia	47,092	6,551

New Zealand's global merchandise trade relationships

New Zealand's principal export destinations, 2018

1 China	24.2%
2 Australia	15.9%
3 United States	9.6%
4 Japan	6.1%

New Zealand's principal import sources, 2018

1 China	19.8%
2 Australia	11.5%
3 United States	10.1%
4 Japan	6.9%