



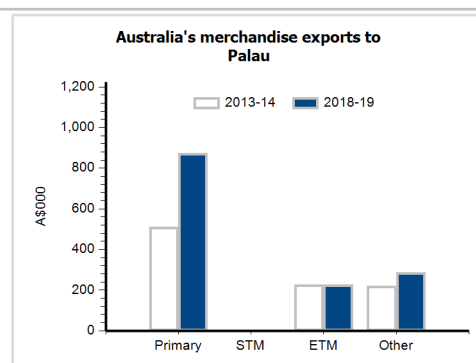
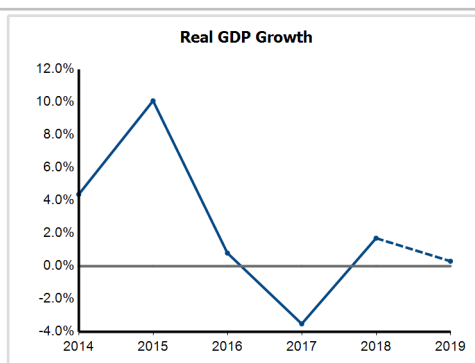
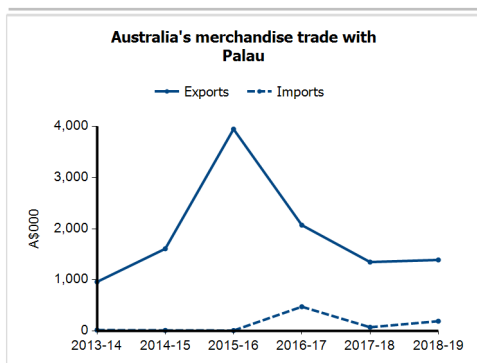
## General information

<b>Capital:</b>	Ngerulmud
<b>Land area:</b>	460 sq km
<b>Official language(s):</b>	Palauan, English
<b>Population:</b>	18,000 (2018)
<b>Currency:</b>	United States dollar

**Head of State and Head of Government**  
President HE Tommy Esang Remengesau, Jr.

## Economic indicators (a)

	2014	2015	2016	2017	2018	2019
<b>GDP (US\$b) (current prices)</b>	0.2	0.3	0.3	0.3	0.3	0.3
<b>GDP per capita (US\$)</b>	14,006.8	15,875.4	16,782.1	15,995.1	16,195.3	16,736.1
<b>GDP PPP (Int'l \$b)</b>	0.2	0.3	0.3	0.3	0.3	0.3
<b>GDP per capita PPP (Int'l \$)</b>	13,710.0	14,987.9	15,073.7	14,803.3	15,743.6	16,234.6
<b>Real GDP growth (% change yoy)</b>	4.4	10.1	0.8	-3.5	1.7	0.3
<b>Current account balance (US\$m)</b>	-44.0	-24.0	-41.0	-55.0	-47.0	-74.0
<b>Current account balance (% GDP)</b>	-17.9	-8.7	-13.6	-19.1	-16.6	-25.4
<b>Inflation (% change yoy)</b>	4.0	2.2	-1.3	0.9	1.6	2.2
<b>Unemployment (% labour force)</b>	na	na	na	na	na	na



## Australia's trade and investment relationship with Palau (b)

### Australian merchandise trade with Palau, 2018-19 (A\$'000)

		Total share	Rank	Growth (yoy)
Exports to Palau	1,389	0.0%	171st	3.1%
Imports from Palau	190	0.0%	176th	166.8%
Total merchandise trade (exports + imports)	1,579	0.0%	188th	11.3%

### Major Australian exports, 2018-19 (A\$'000)

Tobacco, manufactured	428
Meat, prepared or preserved	315
Medicaments (incl veterinary)	129
Alcoholic beverages	61

### Major Australian imports, 2018-19 (A\$'000)

Computer parts & accessories	167
Specialised machinery & parts	6
Computers	6
Telecom equipment & parts	5

\*Includes \$286,000 of special transactions, 21% of total exports.

### Australia's trade in services with Palau, 2018-19 (A\$m)

		Total share	Rank	Growth (yoy)
Exports of services to Palau	1	0.0%	163rd	..
Imports of services from Palau	2	0.0%	157th	0.0%

### Australia's investment relationship with Palau, 2018 (A\$m)

	Total	FDI
Australia's investment in Palau	np	0
Palau's investment in Australia	np	0

## Palau's global merchandise trade relationships

### Palau's principal export destinations, 2018

1 Japan	77.2%
2 Panama	4.7%
3 Micronesia	3.3%
14 Australia	0.0%

### Palau's principal import sources, 2018

1 United States	34.8%
2 Singapore	17.0%
3 Republic of Korea	10.3%
9 Australia	1.2%