



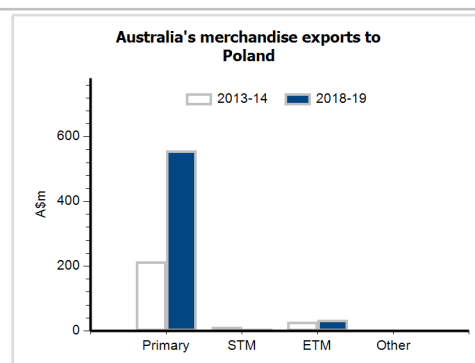
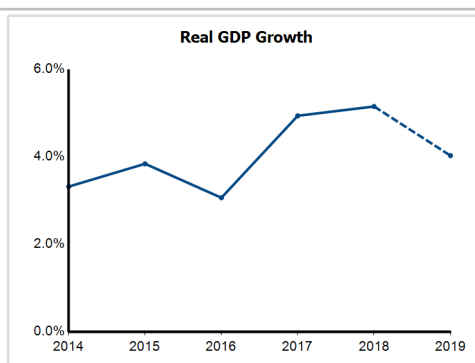
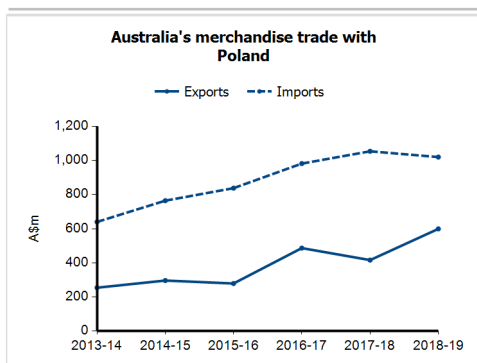
General information

Capital:	Warsaw
Land area:	306,220 sq km
Official language(s):	Polish
Population:	38.0 million (2018)
Currency:	Zloty

Head of State
President HE Andrzej Duda
Head of Government
Prime Minister Mr Mateusz Morawiecki

Economic indicators (a)

	2014	2015	2016	2017	2018	2019
GDP (US\$b) (current prices)	545.3	477.6	471.8	526.7	585.8	565.9
GDP per capita (US\$)	14,342.8	12,565.7	12,427.6	13,871.7	15,425.7	14,901.5
GDP PPP (Int'l \$b)	966.1	1,013.6	1,055.5	1,128.4	1,215.4	1,286.9
GDP per capita PPP (Int'l \$)	25,410.9	26,669.7	27,799.2	29,716.6	32,005.0	33,890.6
Real GDP growth (% change yoy)	3.3	3.8	3.1	4.9	5.1	4.0
Current account balance (US\$b)	-11.4	-2.7	-2.5	0.6	-3.3	-4.9
Current account balance (% GDP)	-2.1	-0.6	-0.5	0.1	-0.6	-0.9
Inflation (% change yoy)	0.0	-0.9	-0.6	2.0	1.6	2.4
Unemployment (% labour force)	9.0	7.5	6.2	4.9	3.8	3.8



Australia's trade and investment relationship with Poland (b)

Australian merchandise trade with Poland, 2018-19 (A\$m)	Total share	Rank	Growth (yoy)	
Exports to Poland	599	0.2%	35th	44.1%
Imports from Poland	1,021	0.3%	33rd	-3.2%
Total merchandise trade (exports + imports)	1,620	0.2%	33rd	10.2%

Major Australian exports, 2018-19 (A\$m)

Coal	495
Other ores & concentrates	43
Non-ferrous waste & scrap	10
Inorganic chemical elements	6

Major Australian imports, 2018-19 (A\$m)

Goods vehicles	73
Household-type equipment, nes	57
Soap & cleansers	53
Telecom equipment & parts	44

Australia's trade in services with Poland, 2018-19 (A\$m)

	Total share	Rank	Growth (yoy)	
Exports of services to Poland	143	0.1%	52nd	8.3%
Imports of services from Poland	78	0.1%	69th	13.0%

Australia's investment relationship with Poland, 2018 (A\$m)

	Total	FDI
Australia's investment in Poland	1,233	47
Poland's investment in Australia	np	2

Poland's global merchandise trade relationships

Poland's principal export destinations, 2018

1 Germany	28.1%
2 Czech Republic	6.4%
3 United Kingdom	6.2%
41 Australia	0.3%

Poland's principal import sources, 2018

1 Germany	22.4%
2 China	11.6%
3 Russian Federation	7.3%
51 Australia	0.2%