



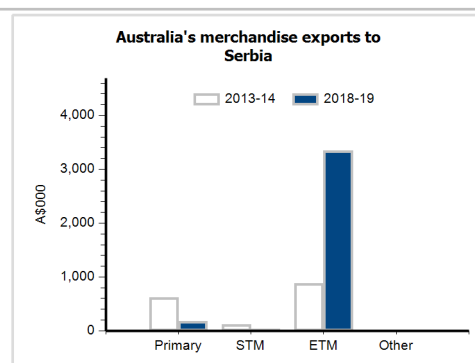
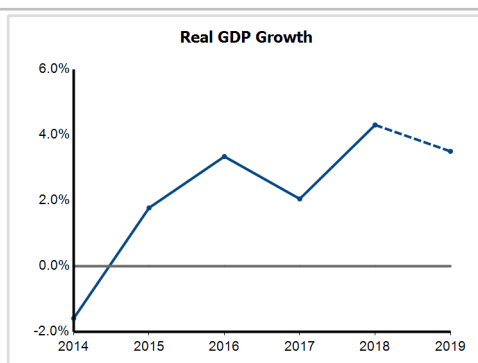
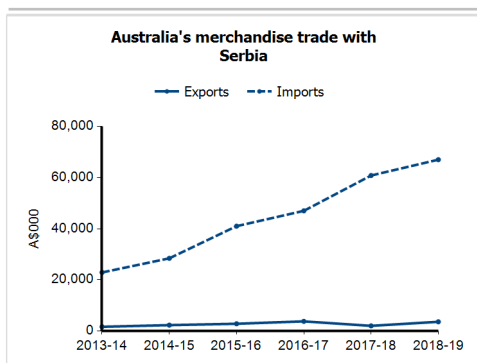
General information

Capital:	Belgrade
Land area:	77,474 sq km
Official language(s):	Serbian
Population:	7.0 million (2018)
Currency:	Dinar

Head of State
President HE Mr Aleksandar Vučić
Head of Government
Prime Minister HE Ms Ana Brnabić

Economic indicators (a)

	2014	2015	2016	2017	2018	2019
GDP (US\$b) (current prices)	47.1	39.6	40.6	44.1	50.5	51.5
GDP per capita (US\$)	6,598.9	5,585.1	5,756.4	6,284.2	7,223.0	7,397.7
GDP PPP (Int'l \$b)	102.9	105.8	110.5	114.9	122.7	129.3
GDP per capita PPP (Int'l \$)	14,429.1	14,914.5	15,654.0	16,362.5	17,552.4	18,564.5
Real GDP growth (% change yoy)	-1.6	1.8	3.3	2.0	4.3	3.5
Current account balance (US\$b)	-2.6	-1.4	-1.2	-2.3	-2.6	-3.0
Current account balance (% GDP)	-5.6	-3.5	-2.9	-5.2	-5.2	-5.8
Inflation (% change yoy)	2.1	1.4	1.1	3.1	2.0	2.2
Unemployment (% labour force)	19.9	18.2	15.9	14.1	13.3	13.1



Australia's trade and investment relationship with Serbia (b)

Australian merchandise trade with Serbia, 2018-19 (A\$000)

		Total share	Rank	Growth (yoy)
Exports to Serbia	3,561	0.0%	145th	80.0%
Imports from Serbia	67,029	0.0%	72nd	10.2%
Total merchandise trade (exports + imports)	70,591	0.0%	92nd	12.4%

Major Australian exports, 2018-19 (A\$000)

Non-electrical machinery & parts	763
Telecom equipment & parts	362
Electrical circuits equipment	349
Heating & cooling equipment & parts	284

Major Australian imports, 2018-19 (A\$000)

Pumps for liquids & parts	8,997
Glassware	7,808
Medical instruments (incl veterinary)	7,386
Fruit, prepared or preserved	6,316

Australia's trade in services with Serbia, 2018-19 (A\$m)

		Total share	Rank	Growth (yoy)
Exports of services to Serbia	19	0.0%	96th	0.0%
Imports of services from Serbia	43	0.0%	81st	2.4%

Australia's investment relationship with Serbia, 2018 (A\$m)

	Total	FDI
Australia's investment in Serbia	9	np
Serbia's investment in Australia	np	0

Serbia's global merchandise trade relationships

Serbia's principal export destinations, 2018

1 Italy	12.3%
2 Germany	11.9%
3 Bosnia-Herzegovina	7.9%
53 Australia	0.1%

Serbia's principal import sources, 2018

1 Germany	13.4%
2 Italy	9.4%
3 China	8.4%
77 Australia	0.0%