



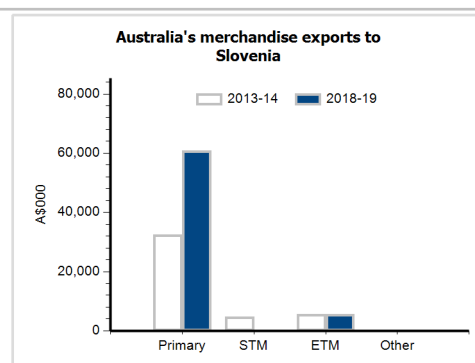
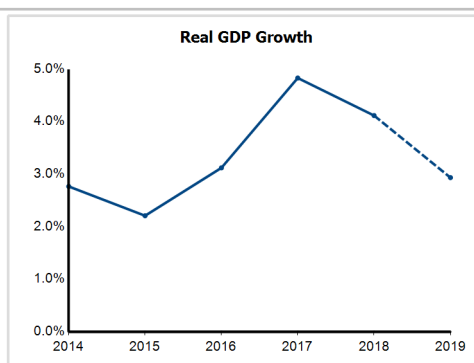
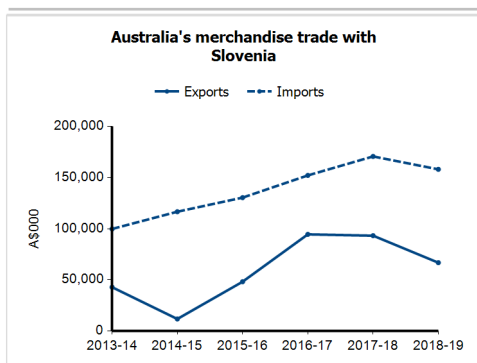
## General information

<b>Capital:</b>	Ljubljana
<b>Land area:</b>	20,140 sq km
<b>Official language(s):</b>	Slovene
<b>Population:</b>	2.1 million (2018)
<b>Currency:</b>	Euro

<b>Head of State</b>
President HE Borut Pahor
<b>Head of Government</b>
HE Mr Janez Janša

## Economic indicators (a)

	2014	2015	2016	2017	2018	2019
<b>GDP (US\$b) (current prices)</b>	50.0	43.1	44.7	48.5	54.1	54.2
<b>GDP per capita (US\$)</b>	24,264.0	20,898.9	21,640.3	23,498.1	26,145.7	26,170.3
<b>GDP PPP (Int'l \$b)</b>	62.0	64.0	66.7	71.2	76.0	79.6
<b>GDP per capita PPP (Int'l \$)</b>	30,069.6	31,027.2	32,306.6	34,477.3	36,741.4	38,462.4
<b>Real GDP growth (% change yoy)</b>	2.8	2.2	3.1	4.8	4.1	2.9
<b>Current account balance (US\$b)</b>	2.6	1.6	2.1	3.0	3.1	2.3
<b>Current account balance (% GDP)</b>	5.1	3.8	4.8	6.1	5.7	4.2
<b>Inflation (% change yoy)</b>	0.2	-0.5	-0.1	1.4	1.7	1.8
<b>Unemployment (% labour force)</b>	9.7	9.0	8.0	6.6	5.1	4.5



## Australia's trade and investment relationship with Slovenia (b)

### Australian merchandise trade with Slovenia, 2018-19 (A\$000)

Exports to Slovenia	66,762
Imports from Slovenia	158,113
Total merchandise trade (exports + imports)	224,875

	Total share	Rank	Growth (yoy)
Exports to Slovenia	0.0%	71st	-28.4%
Imports from Slovenia	0.0%	63rd	-7.4%
Total merchandise trade (exports + imports)	0.0%	70th	-14.8%

### Major Australian exports, 2018-19 (A\$000)

Coal	58,728
Non-electric engines & motors	1,995
Electronic integrated circuits	1,224
Beef, f.c.f.	1,156

### Major Australian imports, 2018-19 (A\$000)

Medicaments (incl veterinary)	28,935
Trailers, semi-trailers & containers	7,864
Electrical machinery & parts, nes	6,973
Passenger motor vehicles	5,389

\*Includes \$22m of confidential items, 14% of total imports.

### Australia's trade in services with Slovenia, 2018-19 (A\$m)

Exports of services to Slovenia	18
Imports of services from Slovenia	12

	Total share	Rank	Growth (yoy)
Exports of services to Slovenia	0.0%	97th	5.9%
Imports of services from Slovenia	0.0%	114th	20.0%

### Australia's investment relationship with Slovenia, 2018 (A\$m)

Australia's investment in Slovenia	
Slovenia's investment in Australia	

	Total	FDI
Australia's investment in Slovenia	130	np
Slovenia's investment in Australia	np	0

## Slovenia's global merchandise trade relationships

### Slovenia's principal export destinations, 2018

1 Germany	20.3%
2 Italy	12.5%
3 Croatia	8.1%
27 Australia	0.4%

### Slovenia's principal import sources, 2018

1 Germany	16.3%
2 Italy	13.6%
3 Austria	8.1%
69 Australia	0.0%