



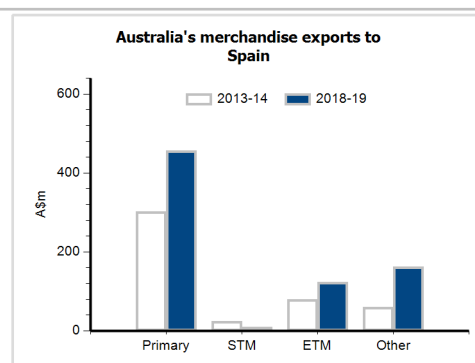
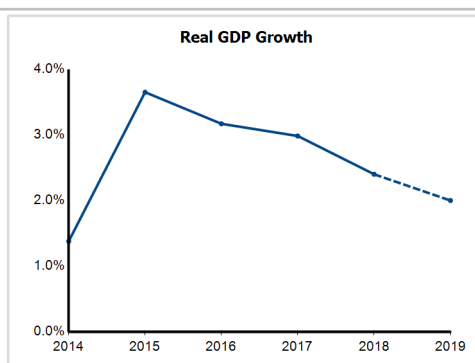
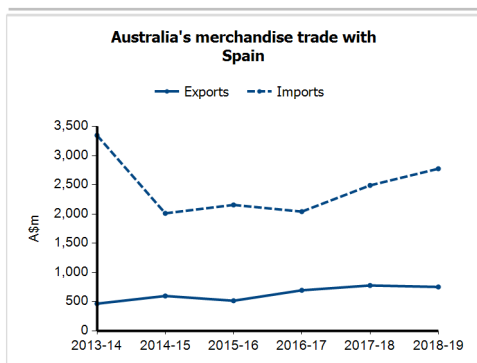
## General information

<b>Capital:</b>	Madrid
<b>Land area:</b>	498,800 sq km
<b>Official language(s):</b>	Castilian, Basque, Catalan and Galician
<b>Population:</b>	46.4 million (2018)
<b>Currency:</b>	Euro

<b>Head of State</b>	His Majesty King Felipe VI
<b>Head of Government</b>	Prime Minister HE Mr Pedro Sánchez Pérez-Castejón

## Economic indicators (a)

	2014	2015	2016	2017	2018	2019
<b>GDP (US\$b) (current prices)</b>	1,379.1	1,199.7	1,238.0	1,317.1	1,427.5	1,397.9
<b>GDP per capita (US\$)</b>	29,686.7	25,849.7	26,681.6	28,381.1	30,733.2	29,961.1
<b>GDP PPP (Int'l \$b)</b>	1,550.4	1,623.7	1,692.5	1,775.8	1,866.0	1,940.5
<b>GDP per capita PPP (Int'l \$)</b>	33,373.4	34,985.4	36,476.4	38,264.7	40,172.2	41,592.3
<b>Real GDP growth (% change yoy)</b>	1.4	3.7	3.2	3.0	2.4	2.0
<b>Current account balance (US\$b)</b>	14.9	13.9	27.9	24.3	13.2	12.8
<b>Current account balance (% GDP)</b>	1.1	1.2	2.3	1.8	0.9	0.9
<b>Inflation (% change yoy)</b>	-0.2	-0.5	-0.2	2.0	1.7	0.7
<b>Unemployment (% labour force)</b>	24.4	22.1	19.6	17.2	15.3	13.9



## Australia's trade and investment relationship with Spain (b)

### Australian merchandise trade with Spain, 2018-19 (A\$m)

Exports to Spain	752
Imports from Spain	2,777
Total merchandise trade (exports + imports)	3,530

	Total share	Rank	Growth (yoy)
Exports to Spain	0.2%	31st	-3.3%
Imports from Spain	0.9%	22nd	11.5%
Total merchandise trade (exports + imports)	0.5%	24th	8.0%

### Major Australian exports, 2018-19 (A\$m)

Coal	258
Other ores & concentrates	148
Fruit & nuts	22
Telecom equipment & parts	16

### Major Australian imports, 2018-19 (A\$m)

Goods vehicles	203
Passenger motor vehicles	199
Medicaments (incl veterinary)	191
Railway vehicles (incl hovertrains)	144

\*Includes \$161m of confidential items & special transactions, 21% of total exports.

\*Includes \$398m of confidential items & special transactions, 14% of total imports.

### Australia's trade in services with Spain, 2018-19 (A\$m)

Exports of services to Spain	436
Imports of services from Spain	345

	Total share	Rank	Growth (yoy)
Exports of services to Spain	0.4%	31st	20.1%
Imports of services from Spain	0.3%	34th	9.2%

### Australia's investment relationship with Spain, 2018 (A\$m)

Australia's investment in Spain	
Spain's investment in Australia	

	Total	FDI
Australia's investment in Spain	7,101	47
Spain's investment in Australia	1,085	np

## Spain's global merchandise trade relationships

### Spain's principal export destinations, 2018

1 France	15.3%
2 Germany	10.9%
3 Italy	7.8%
31 Australia	0.6%

### Spain's principal import sources, 2018

1 Germany	13.8%
2 France	11.6%
3 China	6.9%
58 Australia	0.2%