



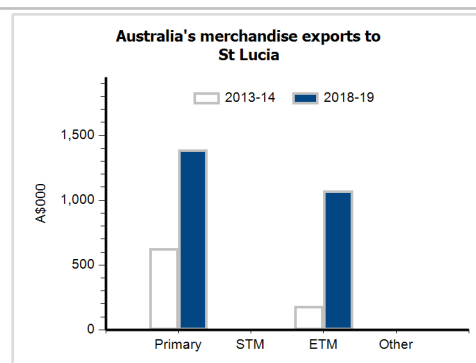
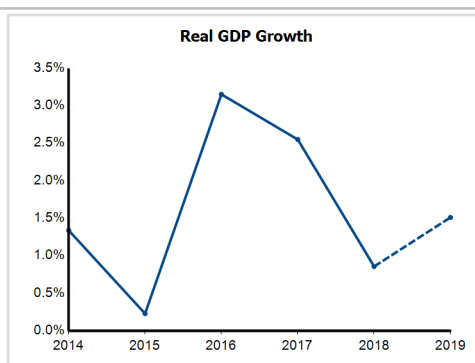
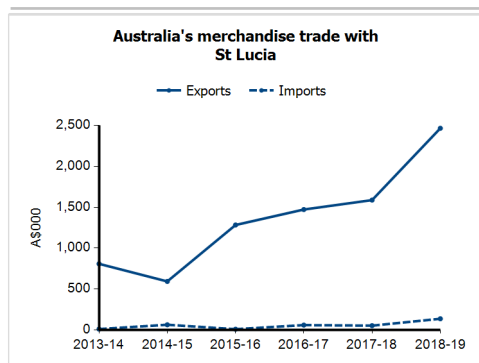
General information

Capital:	Castries
Land area:	610 sq km
Official language(s):	English
Population:	179,000 (2018)
Currency:	East Caribbean dollar

Head of State	HM Queen Elizabeth II, represented by the Governor-General HE Sir Emmanuel Neville Cenac
Head of Government	Prime Minister The Hon Allen Michael Chastanet

Economic indicators (a)

	2014	2015	2016	2017	2018	2019
GDP (US\$b) (current prices)	1.6	1.7	1.7	1.8	1.9	2.0
GDP per capita (US\$)	9,031.6	9,521.0	9,678.1	10,246.6	10,754.9	11,075.9
GDP PPP (Int'l \$b)	2.2	2.2	2.3	2.4	2.5	2.6
GDP per capita PPP (Int'l \$)	12,824.1	12,865.5	13,289.4	13,768.9	14,114.2	14,491.6
Real GDP growth (% change yoy)	1.3	0.2	3.2	2.6	0.9	1.5
Current account balance (US\$m)	-5.0	38.0	-78.0	27.0	58.0	49.0
Current account balance (% GDP)	-0.3	2.3	-4.6	1.5	3.0	2.5
Inflation (% change yoy)	3.5	-1.0	-3.1	0.1	2.0	2.1
Unemployment (% labour force)	23.2	24.1	21.3	20.8	20.9	na



Australia's trade and investment relationship with St Lucia (b)

Australian merchandise trade with St Lucia, 2018-19 (A\$000)	Total share	Rank	Growth (yoy)
Exports to St Lucia	0.0%	155th	55.3%
Imports from St Lucia	0.0%	182nd	162.8%
Total merchandise trade (exports + imports)	0.0%	172nd	58.7%

Major Australian exports, 2018-19 (A\$000)

Meat (excl beef), f.c.f.	1,042
Coated flat-rolled iron & steel	365
Electrical circuits equipment	288
Nails, screws, nuts, bolts & rivets	284

Major Australian imports, 2018-19 (A\$000)

Ships, boats & floating structures	70
Alcoholic beverages	50
Vehicle parts & accessories	10
Office machines	4

Australia's trade in services with St Lucia, 2018-19 (A\$m)

	Total share	Rank	Growth (yoy)
Exports of services to St Lucia	0.0%
Imports of services from St Lucia	0.0%

Australia's investment relationship with St Lucia, 2018 (A\$m)

	Total	FDI
Australia's investment in St Lucia	np	np
St Lucia's investment in Australia	np	0

St Lucia's global merchandise trade relationships

St Lucia's principal export destinations, 2018

1 United States	33.1%
2 United Kingdom	12.3%
3 China	9.7%
30 Australia	0.2%

St Lucia's principal import sources, 2018

1 United States	40.1%
2 Trinidad & Tobago	11.5%
3 Panama	8.1%
36 Australia	0.2%