



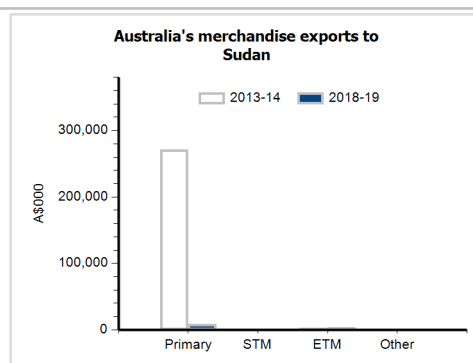
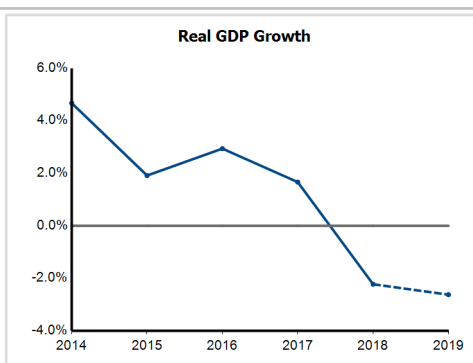
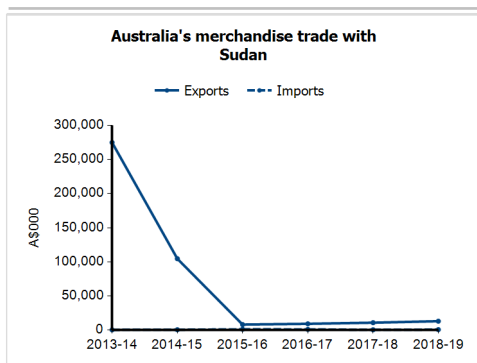
## General information

<b>Capital:</b>	Khartoum
<b>Land area:</b>	2,376,000 sq km
<b>Official language(s):</b>	Arabic, English
<b>Population:</b>	42.0 million (2018)
<b>Currency:</b>	Sudanese pound

<b>Head of State</b>
President HE Lieutenant-General Abdul Fattah Al-Burhan Abdul Rahman Al-Burhan
<b>Head of Government</b>
Prime Minister HE Abdalla Adam Hamdok

## Economic indicators (a)

	2014	2015	2016	2017	2018	2019
<b>GDP (US\$b) (current prices)</b>	60.7	65.3	55.6	45.9	34.3	30.9
<b>GDP per capita (US\$)</b>	1,628.5	1,698.1	1,403.2	1,126.6	816.5	714.3
<b>GDP PPP (Int'l \$b)</b>	159.8	164.6	171.2	177.3	177.6	176.0
<b>GDP per capita PPP (Int'l \$)</b>	4,286.0	4,281.9	4,322.5	4,347.2	4,229.3	4,071.7
<b>Real GDP growth (% change yoy)</b>	4.7	1.9	2.9	1.7	-2.2	-2.6
<b>Current account balance (US\$b)</b>	-3.5	-5.5	-4.2	-4.6	-4.7	-2.3
<b>Current account balance (% GDP)</b>	-5.8	-8.4	-7.6	-10.0	-13.6	-7.4
<b>Inflation (% change yoy)</b>	36.9	16.9	17.8	32.4	63.3	50.4
<b>Unemployment (% labour force)</b>	19.8	21.6	20.6	19.6	19.5	22.1



## Australia's trade and investment relationship with Sudan (b)

Australian merchandise trade with Sudan, 2018-19 (A\$000)	Total share	Rank	Growth (yoy)	
Exports to Sudan	12,746	0.0%	110th	20.5%
Imports from Sudan	398	0.0%	164th	164.2%
Total merchandise trade (exports + imports)	13,144	0.0%	137th	22.5%

### Major Australian exports, 2018-19 (A\$000)

Wheat	4,238
Crude vegetable matter, nes	2,036
Agric machinery (excl tractors) & parts	1,897
Vegetables, f.c.f.	1,527

### Major Australian imports, 2018-19 (A\$000)

Residual petroleum products, nes	351
Perfumery & cosmetics (excl soap)	12
Dyeing & tanning extracts	12
Crude vegetable matter, nes	10

### Australia's trade in services with Sudan, 2018-19 (A\$m)

	Total share	Rank	Growth (yoy)	
Exports of services to Sudan	5	0.0%	130th	25.0%
Imports of services from Sudan	27	0.0%	97th	58.8%

### Australia's investment relationship with Sudan, 2018 (A\$m)

	Total	FDI
Australia's investment in Sudan	0	0
Sudan's investment in Australia	np	0

## Sudan's global merchandise trade relationships

### Sudan's principal export destinations, 2018

1 United Arab Emirates	27.1%
2 Macau	21.5%
3 Saudi Arabia	15.8%
60 Australia	0.0%

### Sudan's principal import sources, 2018

1 Macau	21.1%
2 India	10.1%
3 United Arab Emirates	9.5%
35 Australia	0.4%