



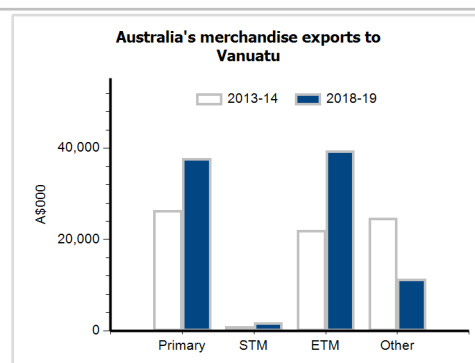
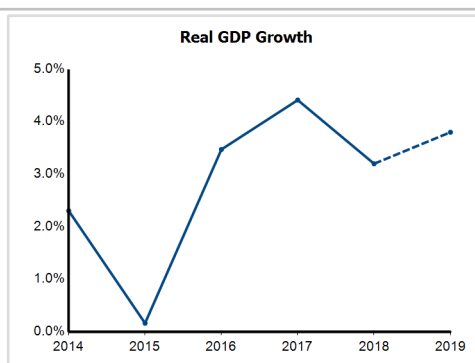
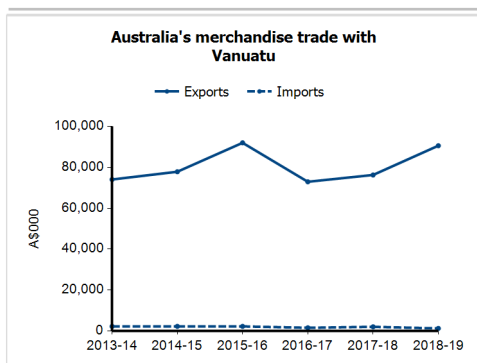
General information

Capital:	Port Vila
Land area:	12,190 sq km
Official language(s):	Bislama, English, French
Population:	285,000 (2018)
Currency:	Vatu

Head of State
President HE Pastor Obed Moses Tallis
Head of Government
Prime Minister The Hon Bob Loughman Weibur

Economic indicators (a)

	2014	2015	2016	2017	2018	2019
GDP (US\$b) (current prices)	0.8	0.8	0.8	0.9	0.9	1.0
GDP per capita (US\$)	3,110.7	2,880.9	2,929.5	3,158.8	3,254.9	3,260.2
GDP PPP (Int'l \$b)	0.7	0.7	0.7	0.8	0.8	0.9
GDP per capita PPP (Int'l \$)	2,612.9	2,585.0	2,664.1	2,770.4	2,862.8	2,956.6
Real GDP growth (% change yoy)	2.3	0.2	3.5	4.4	3.2	3.8
Current account balance (US\$m)	50.0	-12.0	6.0	-56.0	32.0	58.0
Current account balance (% GDP)	6.2	-1.6	0.8	-6.4	3.4	6.1
Inflation (% change yoy)	0.8	2.5	0.8	3.1	2.9	2.0
Unemployment (% labour force)	5.9	5.5	5.7	5.4	5.4	na



Australia's trade and investment relationship with Vanuatu (b)

Australian merchandise trade with Vanuatu, 2018-19 (A\$000)	Total share	Rank	Growth (yoy)	
Exports to Vanuatu	90,617	0.0%	65th	18.8%
Imports from Vanuatu	1,216	0.0%	154th	-39.2%
Total merchandise trade (exports + imports)	91,833	0.0%	89th	17.3%

Major Australian exports, 2018-19 (A\$000)

Medical instruments (incl veterinary)	8,251
Meat (excl beef), f.c.f.	6,308
Liquefied propane & butane	5,741
Tobacco, manufactured	4,231

Major Australian imports, 2018-19 (A\$000)

Non-ferrous waste & scrap	353
Animal feed	196
Fixed vegetable oils & fats, hard	123
Oil-seeds & oleaginous fruits, hard	113

*Includes \$11m of confidential items & special transactions, 12% of total exports.

Australia's trade in services with Vanuatu, 2018-19 (A\$m)

	Total share	Rank	Growth (yoy)	
Exports of services to Vanuatu	53	0.1%	71st	-5.4%
Imports of services from Vanuatu	235	0.2%	40th	10.3%

Australia's investment relationship with Vanuatu, 2018 (A\$m)

	Total	FDI
Australia's investment in Vanuatu	105	100
Vanuatu's investment in Australia	135	np

Vanuatu's global merchandise trade relationships

Vanuatu's principal export destinations, 2018

1 New Caledonia	12.4%
2 The Philippines	12.3%
3 Fiji	11.7%
5 Australia	8.6%

Vanuatu's principal import sources, 2018

1 Australia	24.4%
2 Malaysia	22.0%
3 New Zealand	11.7%
4 China	7.0%