



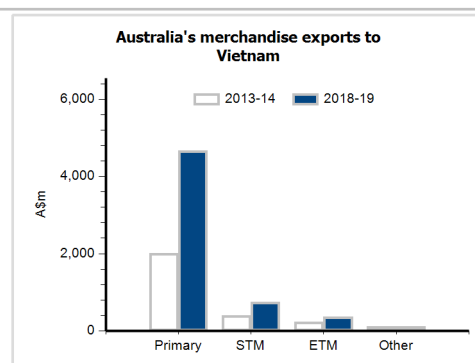
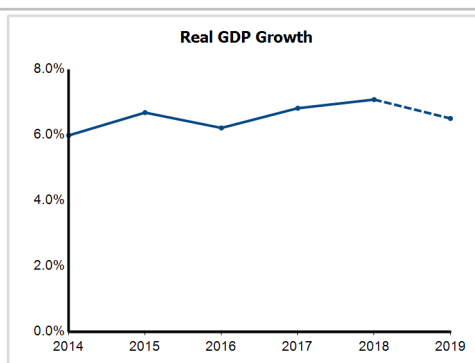
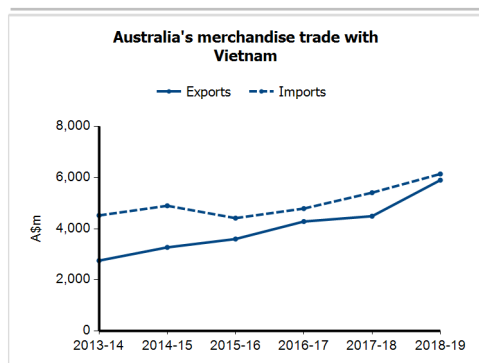
General information

Capital:	Hanoi
Land area:	310,070 sq km
Official language(s):	Vietnamese
Population:	94.6 million (2018)
Currency:	Dong

Head of State	President HE Professor Nguyen Phu Trong
Head of Government	Prime Minister HE Mr Nguyen Xuan Phuc

Economic indicators (a)

	2014	2015	2016	2017	2018	2019
GDP (US\$b) (current prices)	185.8	191.3	201.3	220.4	241.3	261.6
GDP per capita (US\$)	2,047.4	2,085.7	2,172.0	2,353.4	2,551.1	2,739.8
GDP PPP (Int'l \$b)	514.6	554.7	595.3	647.8	710.6	770.2
GDP per capita PPP (Int'l \$)	5,672.4	6,048.6	6,422.3	6,917.9	7,513.1	8,065.7
Real GDP growth (% change yoy)	6.0	6.7	6.2	6.8	7.1	6.5
Current account balance (US\$b)	9.1	-0.1	5.9	4.7	5.8	5.7
Current account balance (% GDP)	4.9	-0.1	2.9	2.1	2.4	2.2
Inflation (% change yoy)	4.1	0.6	2.7	3.5	3.5	3.6
Unemployment (% labour force)	2.1	2.3	2.3	2.2	2.2	2.2



Australia's trade and investment relationship with Vietnam (b)

Australian merchandise trade with Vietnam, 2018-19 (A\$m)	Total share	Rank	Growth (yoy)	
Exports to Vietnam	5,901	1.6%	14th	31.4%
Imports from Vietnam	6,142	1.9%	12th	13.5%
Total merchandise trade (exports + imports)	12,043	1.7%	13th	21.7%

Major Australian exports, 2018-19 (A\$m)

Coal	1,791
Iron ores & concentrates	622
Cotton	374
Live animals (excl seafood)	374

Major Australian imports, 2018-19 (A\$m)

Telecom equipment & parts	1,625
Crude petroleum	539
Footwear	501
Monitors, projectors & TVs	350

Australia's trade in services with Vietnam, 2018-19 (A\$m)

	Total share	Rank	Growth (yoy)	
Exports of services to Vietnam	1,708	1.8%	14th	4.3%
Imports of services from Vietnam	1,716	1.7%	16th	-2.4%

Major Australian services exports, 2018-19 (A\$m)

Education-related travel	1,368
Personal travel excluding education	200

Major Australian services imports, 2018-19 (A\$m)

Personal travel excluding education	1,362
Transport	209

Australia's investment relationship with Vietnam, 2018 (A\$m)

	Total	FDI
Australia's investment in Vietnam	2,403	np
Vietnam's investment in Australia	823	np

Vietnam's global merchandise trade relationships

Vietnam's principal export destinations, 2018

1 United States	19.7%
2 China	17.3%
3 Japan	7.9%
14 Australia	1.6%

Vietnam's principal import sources, 2018

1 China	28.3%
2 Republic of Korea	20.6%
3 Japan	8.3%
12 Australia	1.6%